

CHAPTER - I

Profile of Tamil Nadu

INTRODUCTION

Tamilnadu State is situated at the South Eastern extremity of the Indian Peninsula bounded on the north by Karnataka and Andhra Pradesh on the east by Bay of Bengal, on the South by the Indian Ocean and on the West by Kerala State.

LAND

The State can be divided broadly into two natural divisions (a) the Coastal plains of South India and (b) the hilly western area. Parallel to the coast and gradually rising from it is the broad strip of plain country. It can further be subdivided into coromandal plains comprising the districts of Kancheepuram, Thiruvallur, Cuddalore and Vellore. The alluvial plains of the Cauvery Delta extending over Thanjavur and part of Tiruchirapally districts and dry southern plains in Madurai, Dindigul, Ramanathapuram, Sivaganga, Virudhnagar, Tirunelveli and Tuticorin districts. It extends a little beyond Western Ghats in Kanyakumari District. The Cauvery Delta presents some extremely distinctive physical and human features, its power being a main factor in the remarkable growth, the towns of Tamilnadu have witnessed. It is associated intimately with the life of all its broader regions. In the east the low country 500 feet below, varies from 50 to 80 miles in width. This plain extends almost upto the feet of the ghats and only minor elevation can be found here and there. For instance the Valanad hills. The Eastern Ghats enter the State from Andhra Pradesh in the north cut across the State and merge with The Nilgiris Hills on the Western Ghats. The region is bounded on South-West by the crest of the Cardamom hills and on the North-West by the slopes of the plateau. The region is in the form of a Rhombus and the longer diagonal of its stretches from the Pulicat lake in the north to Cape Comorin in the South and the shorter diagonal from the Palghat ghat in the west to point calimere in the east.

The State has an uninterrupted coastline of 922 Kms. It includes the coastline of Pondicherry and Karaikkal. The coastline is a lengthy boundary on the east. Not a single natural harbour capable of accommodating ocean - going vessels can be found on the coast. Madras City has an artificial harbour. While it is a major Port and Tuticorin a medium one, several smaller ports like Cuddalore, Nagapattinam and Colochel are found.

HILLS

The Western Ghats averaging 3000 to 8000 feet height run along the western part with the hill group of the Nilgiris and Anaimalai on either side of it. Palani Hills, Varushanad and Andipatti ranges are the major off-shoots of the Ghat. The other prominent hill group comprises the Javadir, the Shevaroy, the Kalrayan and the Pachaimalai. These ranges continue south of the river Cauvery. A plateau is found between these hills and the Western Ghats with an average elevation of 1000 feet rising westward. The highest peak of Doddabetta in the Nilgiris is 8650 feet above sea level. The characteristic feature of the hills of Tamilnadu is that they have flatfish surface at the height. In general the summits are higher than those of Mysore Plateau area. A detailed description of the hill ranges in the State is given below.

a. EASTERN GHATS

With an average elevation of 2000 feet, the Eastern ghats beginning in Orissa State run through all the districts lying between Ganjam and The Nilgiris plateau. No river of any great importance runs from these ranges.

b. **WESTERN GHATS**

The Western Ghats are 1000 Miles in length and run southward and terminate at Cape Comorin, the southern most extremity. They are joined by the Eastern Ghat and at the point of junction, from the high plateau of The Nilgiris. Near Coimbatore district the range is interrupted by the Palghat Gap. The south of the gap is known as Anaimalais (Elephant Hill) and the east as Palanis. The river Cauvery, Vaigai and Tamiraparani originate from the Anaimalai ranges.

c. **SHEVAROY HILLS**

The range is in Salem District with an area of 150 Square miles. The Vanniar Stream divided the range and the western portion consists of three plateaus of which Pachaimalai (Green Hills) is the largest. Hardly any forest of importance is found in the range.

d. **PALANI HILLS**

Palani Hills measuring 54 miles in length and the 15 miles in width and occupying an area of 800 Square miles is found in Dindigsul District. The hills' health resort Kodaikanal is 7200 feet above sea level. The ranges are steep in the south and slope more gradually down the plains in the north. Teak and blackwood are found in the higher level forests, while coffee is cultivated in the lower palani.

e. **ANAIMALAI**

The range covering 80 to 100 Square miles consists of a plateau 7000 feet above sea level, with peaks of over 8000 feet. The Anaimalai peak of 8837 feet height is the highest point in South India. Coffee is grown on a considerable area on the lower ranges. The forest contains a teak belt and elephants are found in abundance.

RIVERS

The Western ghats form complete water shed and no river pierces through them. The main stream viz., Paraliyar and Vattaseri Phazhayar are 37 and 23 miles respectively in length and fall in the Arabian Sea. All the other rivers are east flowing rivers. The Eastern Ghats are not a complete watershed and as a result the river pierce through them and notable among them is the river Cauvery.

a. **CAUVERY**

The river is 475 miles long and drains an area of 28,000 square miles. It takes its origin on the Brahmagiri in Coorg in the Western Ghats. After travelling some distance in Karnataka State, the river enters Tamilnadu. Across the river a huge reservoir has been constructed called the Mettur Dam. Near Tiruchirapalli there is an Anaicut called "Grand Anaicut". The Cauvery has been so well utilised that its drainage channel, the coleroon is always dry. The tributaries of the river Cauvery are Bhavani, Amaravathy and Noyal.

b. **VAIGAI**

This is the second most important river in Tamilnadu. It originates in Varushanad hills and receives much of the drainage from the upper and lower plains. The river has been dammed in Madurai close to Theni and there is also an anaicut at Anaipatti in Manamadurai .

c. **THAMIRAPARANI**

This river which is 70 miles long, rises in the southern portion of the Western Ghats and drains an area equal to 1937 Square miles. The valley of the river contains some of the richest lands in the State. The chief tributaries of the river are Ramanadhi, Ghatana, Pachaiyar and Chittar.

d. **PALAR**

The river palar rises in Nandhi Hills of Kolar, Karnataka State. It is 182 miles long and runs through Chingleput and North Arcot districts. Its chief tributaries are Cheyyar and Ponni.

e. **PONNIYAR**

This river rises very near to Nandhi Hills in Karnataka State. It enters Tamilnadu near Dharmapuri and runs 200 miles before joining sea near Pondicherry with a drainage area of 620 square miles. The river has no delta on its mouth.

f. **VELLAR**

This river rises in Kalrayan hills flows in the easterly districts and joins the Sea near Port- Nova. The length of the river is 134 miles and drains an area of 266 square miles.

g. **SMALL RIVERS**

Among the small rivers worth mentioning in the context is Couralayar, which flows from the surplus waters of Kaveripakkam tank. The river runs through Chennai City and joins the sea.

AREA

It lies between 8 5' and 13 35' of northern latitude and 76 15' and 80 20' of eastern longitude with an area of 1,30,058 square kilometres. It is the 11th State in India in area forming 4.11 percent of the Union areas.

POPULATION

The provisional population of India (2001 Census) is 1,027,015,247 comprising of 531,277,078 males and 495,738,169 females. The population of Tamil Nadu stood at 62,110,839 comprising of 31,268,654 males and 30,842,185 females. The population of Tamil Nadu constitutes 6.05% of the India's population. It ranks 6th among the States/Uts. The population, which was 55,858,946 in 1991, has gone up by 6,251,893 over the last ten years. This represents an increase of 11.19% during the period 1991-2001 as against the growth rate of 15.39% during the period 1981-91. The density of population per Sq. Km. Is 478 in 2001 as against 429 in 1991.

TOTAL POPULATION

YEAR	Total population in Million	
	TAMILNADU	INDIA
1941	26.27	318.66
1951	30.12	361.09
1961	33.69	439.23
1971	41.20	548.23
1981	48.41	683.33
1991	55.86	846.30
2001*	62.11	1027.02

* Provisional

Source: Director of Census Operations, Tamilnadu, Chennai 600 018.

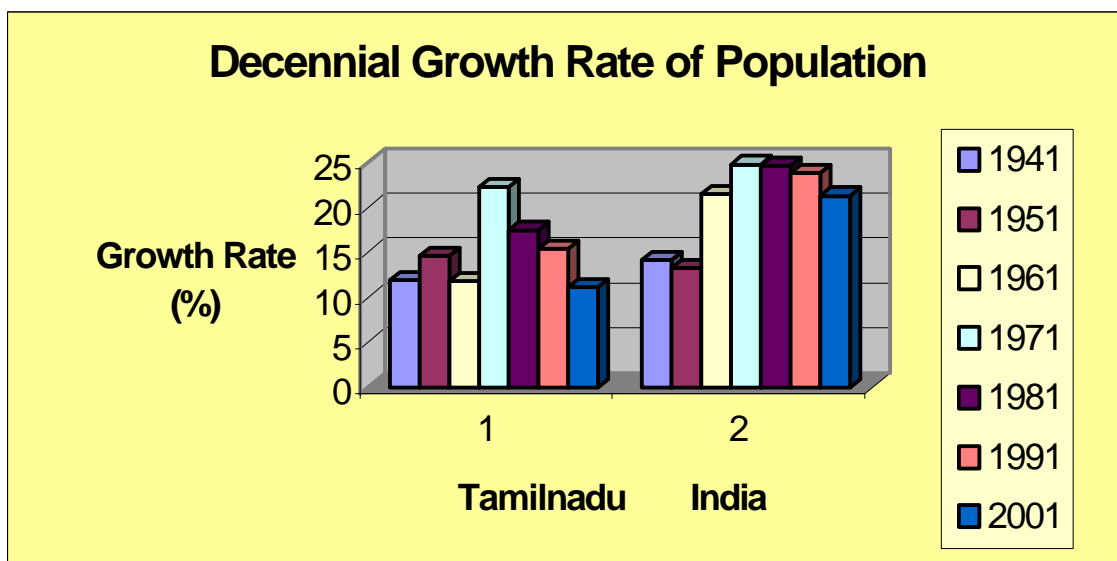
In 1991, there were only 21 districts in the State of Tamil Nadu. In 2001, eight new districts were created by reorganising the territorial jurisdiction. The nine districts are – Thiruvallur, Namakkal, Karur, Perambalur, Viluppuram, Thiruvarur, Nagapattinam, and Theni. The population and its growth trend are important economic factors in a developing economy. As the development programme and policies depend on its growth, trend in the growth of population and its constituents are analysed here. The following table gives total population and decennial growth rate.

DECENNIAL GROWTH RATE OF POPULATION (IN PERCENTAGE)

YEAR	TAMILNADU	INDIA
1941	11.91	14.22
1951	14.66	13.31
1961	11.85	21.51
1971	22.30	24.80
1981	17.50	24.66
1991	15.39	23.86
2001*	11.19	21.34

* Provisional

Source: Director of Census Operations, Tamilnadu, Chennai 600 018.



DENSITY OF POPULATION (Per Sq. Km)

YEAR	TAMILNADU	INDIA
1941	202	103
1951	232	117
1961	259	142
1971	317	177
1981	372	216
1991	429	267
2001*	478	324

* Provisional

Source: Director of Census Operations, Tamilnadu, Chennai 600 018.

LITERACY RATE

Literacy standard in Tamilnadu State as per 2001 census is 73.47% as against 62.66% in 1991 census. This shows the good growth rate in literacy. This growth rate is in tune with All India growth rates and literacy population is 65.38% in 2001 Census as against 52.21% in 1991 Census. The comparative analysis of literacy percentage rate in Tamilnadu vis-à-vis, all India percentage from 1941 census upto 2001 census is given below:

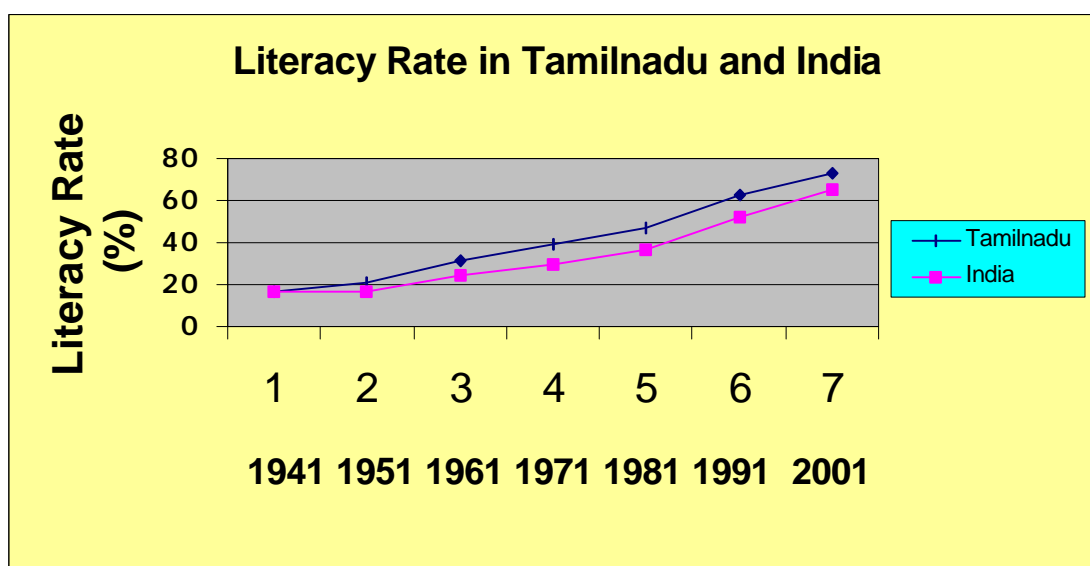
LITERACY RATE

LITERACY (RATE)	TAMILNADU	INDIA
1941	16.19	16.10
1951	20.85	16.67
1961	31.41	24.02
1971	39.46	29.45
1981	46.76	36.23
1991	62.66	52.51
2001*	73.47	65.38

* Provisional

Note : Literacy rate for all India excludes Jammu & Kashmir for 1951.

Source: Director of Census Operations, Tamilnadu, Chennai 600 018.



CLIMATE AND TEMPERATURE

The Tamilnadu has an equatorial, tropical climate in the inland and an equatorial, maritime climate in its coastal regions. In the inland, the temperature may go to extreme in some places while it tends to be moderate in the coastal areas.

By and large, the average temperature for most parts of the state range between 28 C and 40 C in the summer season and between 18 C and 26 C in the short-lived winter seasons. In the more hilly terrain, the maximum temperature may be as low as 26 C and the minimum temperature may go down to 3 C. The normal rainfall is 945.0 mm.

ADMINISTRATIVE DIVISION

The State of Tamilnadu is divided into 29 administrative districts, which in turn are further bifurcated into smaller divisions and sub-divisions, including a total of 16,317 villages. The state capital, Madras now renamed, as Chennai is the fourth largest city in the Indian Sub-continent and 30th largest city in the world. It extends over an area of 174 sq. km.

THE LANGUAGES

This history of Tamilnadu dates back to Paleolithic age. The Official languages spoken in the state is Tamil one of the oldest languages greatly influenced by its rich and colourful past. Concerted efforts have been made over the last decade or so to preserve the purity and identity of the Tamil language. More recently, there has been a steady stream of people migrating into the state from all parts of India, particularly to the state's urban centres, making Tamilnadu truly cosmopolitan in its composition. Today, one can hear several languages such as Telugu, Malayalam, Hindi and other Indian languages being spoken in the state. Above all, the foreign visitor need have no fear of not being understood as English is spoken with considerable fluency in most parts of the state. Two prominent English newspapers and a number of economic dailies besides several newspapers in the local vernacular are brought out here.

CULTURE AND TRADITION

Tamilnadu has a legacy of ancient tradition and rich cultural heritage. Dance forms like Bharathanatyam and various forms of music, including carnatic music, have flourished here for centuries. The awe-inspiring sculptures at the Shore Temple in Mahabalipuram and other similar art forms and sculptors found in the state date as far back as the 7th century AD famous temples, which still stand in all their pristine glory in several parts of this land, speak for themselves of the rich heritage of the Tamil people. Handicrafts include the most intricately carved designs in wood, stone and metal. The exquisitely carved Bronze and Tanjore plates deserve special mention here.

LIFESTYLES

The people of Tamilnadu lead, by and large, relaxed lifestyles. The urban social recreations include clubs, golf, links, beach resorts, theme parks, racecourses, art and theatre. Visits to game reserves holiday resorts, long sandy beaches, zoological and entertainment parks are the other way of social pastimes available. Tourists' spots include hill stations like Ooty and Kodaikanal, which are all time favourites.

CHAPTER - II

Tamilnadu: Economic Profile

The GSDP at constant (1993-94) prices which was at Rs.70513 crores in 1996-97 has increased to Rs.90760 crores in 2000-2001 (AE) registering an annual average growth of 6.21%. During these period, the primary sector consisting of Agriculture and allied activities, forestry, fishing and mining & quarrying has registered an annual average increase of 2.54%. A high growth performance by 8.54% was exhibited in 1997-98 and 8.46% in 1998-99. However, in 1999-2000 the performance of this sector has a negative growth of 5%.

The value added by the Secondary Sector consisting of Manufacturing, Construction, Electricity, gas and water supply has been satisfactory. It has 2001. High recorded an annual average growth of 4.14% during the period 1996-97 to 2000-growth was noticed in this sector during the year 1999-2000 as 11.09%.

All the sub groups of the tertiary sector have performed well during the period from 1996-97 to 2000-2001. Trade, transport, storage and communication sectors have recorded a high growth in 1999-2000 as 8.36 percent and a minimum of 3.48 per cent in 2000-01. Banking and Insurance, real estates and business services sectors have registered a maximum growth of 21.80 per cent in 1996-97 and a minimum growth of 8.00% in 1998-99. The high growth of 16.05% was noticed for the year 1997-98 in the services sector, namely, Public Administration and Other services.

G S D P by Economic Activity at Constant (1993-94) Prices

The table below shows the growth of GSDP at constant (1993-94) prices by economic activity for the years from 1994-95 to 2000-2001.

Economic Activity	94-95	95-96	96-97	97-98	98-99	99-00	2000-01
Agriculture	11.25	-12.55	-0.84	8.54	8.46	-5.00	1.53
Manufacturing	15.48	9.71	2.26	2.55	1.99	11.09	2.80
Trade, Hotels and Restaurants, Transport Equipment and Communication	17.24	9.36	5.04	7.85	5.18	8.36	3.48
Banking	7.27	4.90	21.80	16.30	8.00	11.49	10.75
Public Administration	3.80	9.68	9.07	16.05	14.95	12.30	7.94

Source: Department of Economics and Statistics, Chennai – 600 006.

AGRICULTURE PROFILE

Tamilnadu is gifted with 33 river basins, the largest one's being, Cauvery, Pennaiaru, Vaigai and Tamaraparani. Of the total area in the state, 59.2% is under cultivation (not including forestlands). Rice and various pulses are grown extensively here. The annual foodgrain production exceeds 10 million tonnes, with rice alone contributing average 8 million tonnes. The main cash crops grown in the state are sugarcane, tobacco, chillies, and cotton, giving rich scope for the growth and development of the sugar, alcohol-based and textile industries. Other state-sponsored schemes include the large-scale cultivation of spices and oil seeds particularly groundnut, seasmum, castor and coconut. Sunflower has become increasingly popular in recent times. The diverse Agro-ecological conditions also make this land ideal for growing fruits and vegetables. The state ranks first in the yield of mangoes and fourth in bananas and grapes. Following table summaries the agricultural production in Tamilnadu:

Tamilnadu has six diverse Agro-climate conditions and it grows partially every type of fruit or vegetable. Of late, a number of hi-tech horticulture projects are mushrooming in different parts of Tamilnadu. Rich resource endowments base offers vast vistas of opportunities for setting up of food processing industries to produce value added products. Tamilnadu has a large bovine population and produces about 3.9 million MT of milk per year. Also, Tamilnadu has a large poultry population and is ranked second among Indian states. Annual production of eggs is 3,050 million. All these offer excellent investment opportunities in milk and poultry-based industries in Tamilnadu.

Area, Production and Yield Rate of Principal Crops in Tamilnadu (1999-2000)

Sl. No.	Crops	Area (in '000' hec.)	Production '000' tonnes	Productivity Kg./hec.
1	2	3	4	5
1	Rice	2163	7532	3481
2	Cholam	351	345	984
3	Cumbu	157	241	1531
4	Ragi	123	246	2004
5	Other Millets	145	186	1283
6	Black gram	270	105	389
7	Red gram	65	43	667
8	Green gram	129	60	467
9	Bengal gram	8	5	633
10	Horse gram	104	53	513
11	Groundnut	759	1318	1736
12	Gingelly	112	66	589
13	Coconut	304	32	10204 (in nuts)
14	Cotton	178	339	324
15	Sugarcane	316	3428	10835
	Total	5184	13999	35640

Source : Season and Crop Report of Tamilnadu 1999-2000, Directorate of Economics and Statistics, Chennai

RESOURCES PROFILE

A wealth in minerals

Minerals like limestone, lignite, granite, clay, gypsum, feldspar and graphite found abundantly in Tamilnadu. Besides these, small quantities of gold, copper, magnesite, kaolin, bauxite, asbestos, etc. are also found here. Many industrial units have been set up for optimum utilisation of these mineral resources. The total area under forest cover is 17%. Of the 22,742.42 sq.km. of forest, timber and sandal wood are the main produce while tea, wattle bark and cashew are some of the minor products.

Marine resources

Tamilnadu has a 1000 Km. Long coastline with its equatorial climate permitting year round conducive fishery and farming. It is estimated that an offshore region of 22 lakh hectares is yet to be exploited. Tamilnadu has 362 fish landing centres and annual fish catch is around 0.5 million mt. The state has a fairly stable presence in this sector with abundant skilled labour available, over 200 registered exporters of marine products, 29 freezing plants and 36 cold storages. Investment opportunities in this sector include, shrimp farming and processing, crab culture, seaweed culture, etc., in addition to opportunities in infrastructure like air freight services, cold storage facilities, freezing plant, etc.

INDUSTRIAL PROFILE:

Existing Industrial foundations

Traditionally, Tamilnadu is one of the well developed states in terms of industrial development. In the post-liberalisation era, Tamilnadu has emerged as one of the front-runners by attracting a large number of investment proposals particularly in recent times. Today, Tamilnadu is the third largest economy in India and its current State Domestic Product is well over US \$ 23 billion. The salient features of its economy is given hereunder:

Current SDP: US \$ 23

**Rank of Tamilnadu
(among Indian States)**

Industrial output	Third
Value addition	Second
No. of factories	Second
Total workers employed in factories	Second
Foreign Direct Investment Flow	Second

Tamilnadu has a well diversified industrial base. It has a lion's share at All India Level in production of number of products. Following is indicative of its traditional strengths:

Tamilnadu's share in Indian output(%)

Heavy commercial vehicles	27
Auto components	35
Railway coaches	49
Motor cycles & mopeds	26
Newsprint	17
Cotton yarn	32
Power driven pumps	50
Leather products	70
Safety matches	90
Software	32

With the setting up of major automobile projects namely Ford-Mahindra, Hyundai Motors, Hindustan Motors, Mitsubishi, expansion plans of Ashok Leyland & TAFE, Chennai, emerges as the Detroit of south east Asia. Tamilnadu has always been a fore-runner in the industrial process, both in terms of industrial output and in encouraging various new large scale products. Having recorded an impressive growth in industry in the post-reform span, it is poised for further industrial development and expansion. At present, the state accounts for over 11% of India's industrial output. Tamilnadu's strength lies not only in its traditional industries, but also in several new emerging industries. In its efforts, to develop a strategy for

industrial growth and development, the State Government is concentrating on promoting the development of industries in which the State already has a competitive edge and high impact industries in which advantages can easily be created. Some mature industries and emerging industry opportunities are highlighted below:

Mature Industries

Industries	Emerging
Mineral based industries	Electronics
Engineering	Software
Leather	Consumer durable
Pharmaceuticals	Biotech products
Cotton textiles & hosiery	Food processing
Ready-made garment industries	Rubber & plastic products
Wood-products	Tourism
Agro-based industries	Hotels
Chemical – based industries	Financial services

Some important features of those industries in which Tamilnadu has traditional strength have been described below:

Mineral based industries

The main mineral wealth of the state is granite, limestone and lignite. The availability of different varieties of granite in different parts of the State has resulted in a booming granite industry. Over the year, the granite industry has grown from strength to strength contributing more than 35% of the country's exports. During 1996-97, Tamilnadu exported granite products valued at Rs.4.0 billion and other minerals; Rs.5.10 billion. The current annual production of cement is over 5 million tonnes. Lignite is being used to generate power. Graphite is yet another mineral offering opportunities for down-stream industries.

Engineering

A strong engineering base exists in the state involving products ranging from automobiles, bicycles, castings and forging, to textile machines, electrical and non-electrical machinery, pumps and transportation equipment. Engineering ancillary industries are concentrated in Chennai, Coimbatore, Salem and Tirupur. The exports of engineering products from Tamilnadu is around Rs.11.50 billion (US \$ 320 million) of which automobile ancillaries alone contribute around US \$ 150 million. It is an established fact that the automobile industry in the state accounts for nearly 50% of the All India export market. The strong engineering base consists of a network of nearly 3,000 units, employing a skilled workforce of more than 2.5 lakh, making high quality inputs such as castings and forging and a wide variety of ancillary products. Intensive efforts are being made to boost further development of this industry.

Textile and ready-made garments

Tamilnadu has etched a name for itself in the manufacture of cotton textile and its leading position in this area is well known not only in India but world over. The state contributes more than 22% of the country's exports of cotton yarn and fabrics. The exports of cotton textile in 1996-97 was US \$ 2.1 billion and it is estimated that it will reach US \$ 5.0 billion by the end of 2004 AD. USA, UK, France and Germany are among the principal buyers of cotton textile from Tamilnadu.

Approximately 21% of India's exports of ready-made garments originates from Tamilnadu. In actual terms its translates to around US \$ 1.5 billion of garments being exported from the state, the two main centres being Chennai (Madras) and Tirupur. In fact, Tirupur has emerged strongly as a major industrially township. As a consequence, several important spin-off industries have emerged in neighbouring regions – the textile machinery industry is one such off-shoot. While Tamilnadu continues to maintains commanding position in this industry, many international corporates, are looking at the state as a global sourcing point for readymade garments with an eye on the comparatively low production costs and high quality of output offered.

Leather-based industries

Tamilnadu has a dominant presence in the leather and leather based industries. The tanning industry in India has a total installed capacity of 225 million pieces of hide and skins of which Tamilnadu alone contributes an inspiring 70%. The state accounts for more than 50% of the country's export of leather and leather-related products such as shoe uppers, shoes, garments, and so on. Leather exports by the end of the year 1996-97 was US \$ 900 million and the ambitious target of US \$ 4 billion for leather related products exports by the year 2004 for the country seem well within each. This translates into exports worth nearly US \$ 2.2 billion from Tamilnadu - given the major share it has traditionally enjoyed. Rising to the occasion, the state government is geared up to provide attractive incentives and infrastructural support in the form of setting up industrial estates and common effluent treatment plants. Thus Tamilnadu's substantial share of the leather market in the years to come is ensured.

Agro-based industries

Ideal climatic conditions for the growth of fruits and vegetables has given rise to a vibrant Agro-based food industry in the state. The Madurai-Dingidul belt in Tamilnadu is endowed with favourable climatic conditions ideal for the cultivation of a variety of fruits and vegetables. The floriculture industry is also poised for a quantum leap in the next few years with the area around Coimbatore, Dharmapuri, and the Nilgiris being earmarked as places ideally suited for the cultivation of flowers like Rose and Chrysanthemum - of these Coimbatore has been identified as an intensive floriculture zone. Realising the tremendous potential in the state, a number of joint ventures involving Dutch companies are, being set up in the area - some involving major corporates.

Chemical and Petro-chemical industry

The chemical industry has grown at a tremendous pace world-wide and in India as well. The state of Tamilnadu traditionally has a strong base in the chemical industry. Manali, in the outskirts of Chennai (Madras) has emerged as a major petro-chemical complex. The mother refinery in the complex, Chennai (Madras) Refinery Ltd., has given rise to several petro-based units using a refinery feed-stock for the manufacture of a large number of petro-chemical ranging from fertilizer to polyols, nylon chips and polybutanes. Major chemicals and fertilizer plants have also been established at Cuddalore and Tuticorin. Dupont, USA has recently commissioned a large plant for manufacture of nylon 6.6 at Gummidipoondi near Chennai. Other major projects in pipeline are: Norsk Hydro (PVC), SPIC (PTA/PFY), etc. TIDCO is currently in the process of setting up a major petrochem park in an area of about 7,000 acres at Ennore, north of Chennai. TIDCO has also proposed to promote a Naphtha Cracker in this park; besides, TIDCO is currently implementing a LNG handling terminal at upcoming Ennore Satellite Port. Based on LNG terminal, a number of down-stream petro-chemical projects have been planned. Also, 3 new refineries are proposed to be set up at Cuddalore, Tuticorin and Ennore. Petrochemical industry in Tamilnadu is in the threshold of rapid expansion.

Electronics - Anew and Upcoming Industry

Electronics is an industry which is getting priority attention in recent years with a turnover of US \$ 270 million. Apart from computers and associated hardware, there has been a boom in consumer electronics giving rise to a wide range of consumer products. Software development is currently a US \$ 100 million industry in Tamilnadu with several foreign companies entering into collaboration and joint ventures. Today, Indian software professionals are considered among the world's best.

Chennai is fast emerging as the second Silicon Valley. Chennai has the largest number of Software professionals in India. It has abundant highly skilled professionals as computer science & software development have been introduced as part of curriculum in almost every technical educational institution in Tamilnadu. Chennai has the largest mainframe computing capacity. Again, Chennai is the largest exporter computer hard-discs. Chennai is the center for development of advanced multimedia applications & communications software. A number of major companies like Dun & Bradstreet, TCS, Pentafour, Ramco, Singapore Airlines, Citibank,etc. have software development facilities at Chennai. New projects are currently being set by Alcatel, Infosys, etc.

To give an impetus to this Industry. Govt. of Tamilnadu has recently announced an attractive Information Technology Policy wherein attractive incentives and infrastructure support are offered by Govt. to investors. Currently, Govt of Tamilnadu is in the process of setting Information Technology Parks with state-of-the art facilities at 3 locations in Chennai. Besides, a similar park is being set up at Coimbatore. Consumer electronic is another promising area offering attractive investment avenues to investors. A number of MNCs like LG, Daewoo, Samsung, Matsushita etc. are in the process of setting up consumer electronics projects in Tamilnadu.

Financial Services

Chennai is the financial capital of South India. The trade and industries in the city has spurred the growth of the financial sector in the city. The city has a strong financial system, served by All India financial institutions like ICICI, IDBI, IFCI, Commercial Banks such as the State Bank of India, Indian Overseas Bank, Co-operative Banks and Non-banking financial companies such as chit funds and indigenous financiers. Foreign banks such as Citi Bank, Hongkong Bank, ABN-Amro Bank, Bank of Tokyo-Mitsubishi, Bank of America, etc., have also established offices in Chennai. With the capitalization of the Chennai Stock Exchange (MSE) growing strong: US \$ 50 billion (Mumbai Stock Exchange Capitalization: US \$ 160 billion), the financial services sector offers tremendous opportunities.

OVERALL ECONOMIC AND INDUSTRIAL CLIMATE

Traditionally, Tamilnadu is one of the most Industrialized states. At present, Tamilnadu is the third largest economy in India. Given the high current economic growth rate, Tamilnadu is posed to emerges as the first largest economy before 2005 A.D. The State Domestic Product is about US \$ 23 billion and current exports are around Rs. 225 billion. There has been visible change in the overall economic and industrial climate in the state. Coinciding with the new economic and industrial Policy of the Government of India, the state Government too has come up with its own Policy that outlines its main objectives and the strategies to achieve faster growth. The reforms at the state level comprise Policy level changes, setting up of organizational intervention mechanisms and most importantly, bringing about an attitudinal change. These include amongst other things, expediting the whole process was set up to answer investor queries and guide them through various procedures.

To Name a few:

- Procedural simplification and facilitation through a single window. Tamilnadu has introduced an effective single window system to speed up per-project clearances through a single form.
- Incentives and concession package for investors.
- Industrial Promotion campaigns and seminars.
- Creation of nodal agencies for attracting investments.

With increasing competitiveness among states to attract investments, Tamilnadu was one of the first states to carry out industrial campaigns in a few gulf countries as well as organize seminars in different parts of India. These initiatives have led to tremendous enthusiasm amongst investors about doing business in Tamilnadu . The overall strategy includes the key thrust areas listed below:

- Focus on core infrastructure sector.
- Targeting strategic industries.
- Developing knowledge/technology – driven advantage in industries.
- Encouraging private sector initiative and participation in infrastructure projects.

These predicted efforts have had their impact on the market and have boosted investor confidence. It's little wonder that Tamilnadu is fast emerging as the 'Blue Chip' state for various investments. Tamilnadu has done exceedingly well in attracting FDI inflows-ranking fourth among the states in terms of value of FDI investments and second in terms of the number of projects in the pipelines. Notably, Tamilnadu has emerged as a leading state in South India in the area of attracting FDIs.

MAJOR BUSINESS GROUPS

	Ownership/Group	Industry
Ashok Leyland	Hinduja	Commercial Vehicles
Southern Petro Chemical Industries (SPIC)	Chidambaram M.A	Fertilisers & Chemicals.
MRF	MRF	Tyres & Tubes
Tractors & Farm Equip.	Amalgamation	Tractors
Tube Investments	Murugappa	Bicycles
TVS – Suzuki	T.V.S	Mopeds, Motor Cycles
Lakshmi Machine	Lakshmi	Machine Tools
SRF Fabrics	DCM	TyreCORD
India Cements	India Cements	Cement
Tamilnadu Petro Products	Chidambaram M.A.	Petrochemicals
SIV Industries	Shapoorji Pallanji	Manmade Fibre
Chemplast Sanmar	Sanmar	PVC & Chemicals
DCW	Shriyans Prasad Jain	Chemicals & Plastics
Coats Viyella India Fabrics	Coats Viyella(F)	Industrial
Titan	Tata	Watches & Clocks
Sundaram Fasteners	T.V.S	High Tensile Fastener's
Tami Nadu Newsprint	State Govt.	Newsprint
GEC Althom India	GEC – Althom(F)	Switching apparatus
Hindustan Motors	Birla C.K	Cars
Wheels India	T.V.S	Auto Ancillaries
Breakes India	T.V.S	Auto Ancillries
Dalmia Cement	Dalmia Sanjay	Cement
Sakthi Sugars	Sakthi	Sugar & Soya Products

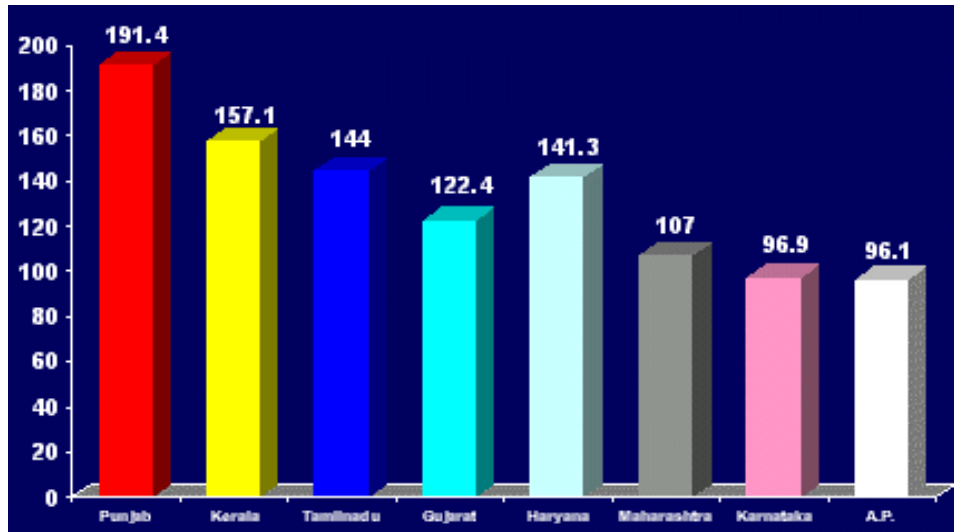
CHAPTER - III

Tamilnadu: Infrastructure Development Profile

Traditionally, Govt. of Tamilnadu has been according high priority to both industrial and off-site infrastructure development. Govt. has been earmarking substantial amount of funds in its annual budgets to continuously upgrade the quality of infrastructure. As a result, today, Tamilnadu is one of the few states in India endowed with fairly sound infrastructure.

Tamilnadu is ranked third in terms of infrastructure development among Indian states. The Center for Monitoring Indian Economy (CMIE), Mumbai in its report dated March 2001 has analyzed & published relative Infrastructure Development Index for India States. This Index facilitates inter-state comparison. Its findings are summarised hereunder:

State	Infrastructure Development Index	Rank
Punjab	191.4	I
Kerala	157.1	II
Tamilnadu	144.0	III
Gujarat	122.4	V
Haryana	141.3	IV
Maharashtra	107.0	VI
Karnataka	96.9	X
A.P. 96.	1	XI
All India average	100	



The above CMIE index is a weighted composite index taking into account different components of infrastructure. Fairly well developed infrastructure and comfortable power situation offer a significant competitive advantage to Tamilnadu in attracting investments.

Infrastructure Rank of Tamilnadu in India.

* Social Infrastructure	Second
* Physical Infrastructure	Third
* Proximity to Port	Second
* Airport Facilities (Network)	Second
* Labour Availability	Second
* Cost of Labour	Second
* Labour Relations	Second
* Proximity to Market	Third
* Availability of Raw Material	Third
* Power availability & Cost	Third
* Road Transport Infrastructure	Second

Fairly well developed infrastructure and comfortable power situation offer a significant competitive advantages to Tamilnadu in attracting investments.

EXISTING INFRASTRUCTURE

POWER AVAILABILITY

Tamilnadu is one of the few states which is fairly comfortably placed in the power availability front. The gap between energy demand - supply is lower than all India averages. (All India deficit : 11.5% ; Tamilnadu deficit : 10.9%) It has made impressive strides in power generation and is comfortably placed in this sector. Against an installed capacity of 6,904 MW, the additional capacity envisaged is to the tune of 12,685 MW and to cater to this need, investment of an estimated Rs. 450 billion through 39 projects are in the pipeline. Though the availability power situation in Tamilnadu is comfortable, the govt. of Tamilnadu does not remain complacent. The govt. has recently proposed to set up 20 short gestation power projects with capacity ranging between 40-150 MW each. The total capacity proposed to be added before 2000 AD is 2,005 MW which will be sufficient to meet future demand of industry.

It is worthwhile mentioning that the state has also made pioneering attempts to harness non-conventional sources of energy especially wind power. With numerous incentives of offer, greater exploration of wind corridors are anticipated. Similarly, efforts are on to create capacity of 12,685 MW is planned through terminal power generation. This clearly indicates not only the low levels of dependence on hydro power but also that the power situation is likely to remain unaffected by the vagaries of the monsoon. Thus it can be said with confidence that power will be the least of the concern for investors. Though the state at present generates adequate power to fulfill the need of all sectors, and the government has set in motion ambitious plans to meet its future needs, the speed of implementing this, as well as the capital outlay envisaged is quite formidable. Foreign investment in this sector are being encouraged.

A snapshot of the power sector in India & Tamilnadu

	India	Tamilnadu
Existing power generating capacity	85,744MW	6904 MW
Existing supply (billion units)	366	30
Existing demand(billion units)	414	34
Energy deficit	11.5%	10.9%
Per capita power consumption (units)	348	420
Plant load factor (PLF)	64.4%	76.1%
Transmission & Distribution loss	22.5%	16.5%
Additional capacity proposed		12,650 MW

WATER AVAILABILITY

The totally dynamic ground water resource in Tamilnadu is estimated to be around 27,346 mcm/year. The government has recommended that 15 per cent of this should be reserved for domestic user and a similar quantum for industrial use - leaving enough ground water reserves to meet any additional new demands. The Telugu - Ganga project will be soon supplying 10 tmc of water to Chennai. Various schemes are being planned to recycle water on a large scale and secondary treated sewage water will be made available in urban conglomerations for industrial use. Additionally, desalination plants along the coast are being established. Emphasis is being laid here on the harnessing of both conventional and non-conventional sources of energy.

TRANSPORT & COMMUNICATION

Ports

The state has two major all-weather ports at Chennai(Madras) and Tuticorin as well as two intermediate and seven minor ports all of which are currently capable of handling over 32 million metric tonnes of cargo annually. Chennai and Tuticorin Ports have the infrastructure to handle containerized cargo and are rapidly emerging as a major ports along the South-east Asian sea route. Envisaging a growing demand of cargo handling, an outlay of Rs.

30 billion is being planned for upgradation of its capacity and handling with private participation. After Mumbai, Chennai(Madras) port ranks second in total cargo handled and first in terms of number of vessels handled. With increased activity in Chennai(Madras), Ennore on the outskirts of the city was developed as a satellite port which should bring down the Level of congestion at Chennai(Madras) port.

Port Facilities – A snap shot

No.of major places : 2-Chennai & Tuticorin,

Both have container terminals total

Container traffic :

Chennai : 3.1 million MT

Tuticorin : 0.7 million MT

Chennai Port is the **Second Largest** in India

No.of Intermediate Ports : 2(Cuddalore & Nagapattinam)

No.of Minor Ports : 7

Speed-link freight(container) trains link Chennai port with Delhi and other Northern cities. For inland water transport, there are two canal systems the Vederanyam canal and North Buckingham Canal. Govt.of Tamilnadu invites investments in inland waterways improvement & operating projects. A new LNG handling terminal is proposed to be commissioned as part of Ennore satellite port to handle, storage and Supply LNG.

Surface Transport

Roads and Rail

Tamilnadu ranks second in terms of transport network. Roads and rail account for the maximum percentage of carrying goods. The state has a high percentage of surfaced roads spanning more than 1,38,500 kms. (as high as 64 percent). National Highways of length of about 2,000 Kms. run through Tamilnadu ensuring easy, uninterrupted movement of goods and passengers. Major plans have been drawn up to reinforce this sector including an extensive mass rapid Transportation (MRT) network in Chennai (Madras), 27 Km bypass in Coimbatore, elevated road facility for freight transportation and outer ring road at Chennai and widening of the existing National Highways- NH-4 and NH-5 into 4 lane. Govt. of Tamilnadu invites private sector investments in roads sector. The road length per thousand sq.km. area in Tamilnadu is 1,572 as against All India average of 663 Kms. The efficient railway network accounts for a large share in movement of bulk cargo such as coal, iron ore, etc. as well as finished goods. At present, the railway route length in the state spans more than 4,100 kms. In Tamilnadu, the rail length per 1,000 sq.km. area is 30.91 as against all India average of 19.01 km.

Air links

The presence of an international airport at Chennai (Madras) with direct links to Europe, USA and Far-East as well as domestic airports at Salem, Tiruchy, Coimbatore and Madurai make several parts of the state easily accessible. Increased industrial activity has given rise to an increase in growing at over 18 percent per year. Chennai airport is connected with 15 countries with more than 65 direct flights every week. To respond to the increasing cargo traffic and the emerging industrial needs, large-scale plans are upgrading for setting up an aircraft maintenance center and for upgrading existing infrastructure. Further, with the emergence of private sector airlines, the frequency of flights and their coverage will be boosted considerably. To

facilitate smooth flow of air cargo, an air cargo city is proposed to be set up with private investment at Chennai (Madras). Also TIDCO has proposed to set up the second international Airport in Chennai and is looking for private sector participation in this project. A feasibility study is currently underway.

Telecommunication

Tamilnadu is part of the global telecom network. It has 1,603 telecom exchange with over 1.4 million lines with integrated communication facilities linking it to all parts of the world. The entry of international giants like US Wheat and Skycell into the market should give the much needed boost to this sector and provide basic and value added services in the state. Cellular and radio-paging services have been recently introduced in major cities like Chennai. Ciombatore etc. in the state. Given below are some important telecom services provided in the state, especially in Chennai (Madras) city.

International Telephones

- Operator dialled services
- Toll free services for US
- International telephone conference service

Other services

- International data transmission service
- International digital leased line service
- Inamoratas service
- International radio-photo & Video conferencing
- International programme transmission service
- International newscast service
- Meteorological transmission

HUMAN RESOURCES DEVELOPMENT

Tamilnadu can be justly proud of its valuable wealth of human resources. The manpower of the state is marked for its diverse skills, professional expertise and its ability to communicate in several local

languages as well as English. The total work force in Tamilnadu is about 25 million constituting 44% of state Population. The organized sector employs more than 9 million people . The industrial climate in the state is peaceful , with people's attitudes to work being positive and competent . The number of man days lost due to unrest is the lowest in the country (less 0.25% of total man days) – all of this and much more contribute to making Tamilnadu, the ideal platform for industry to scale greater heights. The state of Tamilnadu invests highly on education and ranks the third highest in terms of total expenditure on education clearly indicating the thrust on creating a sound Human Capital Base. The literacy level of the state is 62.6% and 44% of the state Population is economically active . At a stage when the emphasis is gradually shifting to knowledge and technology –based industries, this human resources base combined with a favorable labour climate offers ideal conditions for economic growth.

Colleges and institutions

There has been a rapid growth in the number of institutions imparting education at the college level. Today, there are 19 universities, in addition, there are 102 Engineering Colleges, 135 polytechnics, 526 Industrial Institutes, 244 Arts and Science Colleges, 27 Colleges of Education , 15 Oriental Colleges, 5 Physical Education Colleges and 2 Schools of Social Work. Of late, all universities offer courses in management science. Besides a host of other educational institutions. The total number of engineering graduates produced every year in different disciplines is well over 23,000. Apart from this, skilled labour produced is 65,000 every year. Hence , there is no shortage of skilled manpower.

Technical Education

Recognising Technical Education as a crucial link in the development process, the state government has bestowed special attention in this direction . The state has 102 engineering colleges and 135 Polytechnics and 526 Industrial training Institutes. Some of the specialised subjects covered are :

- Bio- Technology
- Software & Communication Engg
- Automobile Engg.
- Plastic Engg. Etc.

Strength of Manpower

Composition of Engineers

Branch	Students
Computer Science	3,997
Electrical & Communication	4,454
Electrical & Electronics Instrumentation & Controls,	3.815
Geographical, information, Technology Information Technology	1,250
Others	9,484
TOTAL Engineering Graduates per year	23,000

Medical Education

The existing set up of institutions imparting skills in various specialisation dental college, 2 physiotherapy colleges, private medical colleges and 6 private dental colleges. In addition to these, the State Institute of Road Transport runs a medical college at perundurai.

INFORMATION TECHNOLOGY INFRASTRUCTURE NEW INITIATIVES

Chennai Software Advantage Manpower.

- Abundant availability of highly skilled manpower.
- Chennai -highest density of software professionals in India.
- Chennai - the lowest wage structure among metros in India.
- Chennai has the largest mainframe capacity in India.
- 23,000 engineers/per annum from 102 engineering colleges of which 12,000 engineers are in computer related fields.
- 300,000 graduates from disciplines including basic Sciences, Medicine, Law , Commerce etc.
- Chennai has been identified as the "Ideal Locality" for software projects by a study done by Dun & Bradstreet.
- Big names like Dun & Bradstreet, Singapore Airlines, Pentafour L & T, Alcatel, Ramco, TCS, WIPRO, Infosys and CITYBANK have set up software facilities at Chennai.

Information Technology park - Chennai

TIDEL Information Technology park at Chennai :

TIDCO and ELCOT are jointly setting up a state-of-art facility - TIDEL park at Taramani . Its salient features are:

- One million square feet built-up area.

- Modular floor layout and wide-span column design-can be modified to your requirements.
- Additional floor to floor height –flexibility for installation of raised flooring.
- Uninterrupted power supply through 110 KV substation.
- Variable Air Volume controlling units to enable efficient zone and temperature control in air –conditioners.
- Parabolic mirror optic light fittings.
- Automated Building Management System- Controls and manages the Air-Conditioners, lifts and fire protection systems.
- Building's maintenance system of TIDEL would be managed by a special agency.
- Escalators in public area, besides large capacity, high speed passenger lifts and heavy duty lifts with 4 tonne capacity.
- Automatic Pump Sprinkler Systems with its own water storage tanks for comprehensive fire protection.
- Ample car parking in the basement and on the surface.
- CCTV Systems for 24 hours monitoring. Additional security include door alarm and guard tours.
- Master Antenna Television System- local and satellite broadcast channels at the touch of a button.
- Everything under communication –exclusive VSNL and Software Technology Park of India (STPI) link-up facilities, E-mail, Data Transmission, Video Conferencing, ISDN and high speed data links.
- Essential facilities like the Business Centre, Convention Centre, Gymnasium, Jacuzzi, Sauna, Cyber Cafe, Food Court, Restaurant, Rest rooms and Movies.
- TIDEL park will be ready in Dec.1999.

Siruseri IT Park.

- a. Location** : Siruseri Village,
Chengleput District.
- * Extent of land : 200 acres
- * Nearest Airport : Chennai 22 Kms
- * Seaport : Chennai 30 Kms

b. Facilities Proposed:

1. **Working Space** : (Area of land earmarked –60 acres): modern office/Business Space of not less than 100,000 sq.km in first phase with 366 months and another 100,00 sq.km in the second phase in next 36 months.

2. **Networking Facility** : LAN with transparency of Location and Mobility to software development.

3. **Communication Facility**: To provide National and International Connectivity for Voice and Data including ISDN and INTERNET to suit the emerging International requirements. The entire park has to be linked by Communication Facilities.

4. **Recreation Facility**: (Area of land earmarked –20 acres): Country Club with facilities for Health Club, Tennis Court, Mini Golf Course and Swimming Pool.

5. **Housing** : (Area of land Earmarked – 30 acres) : Housing for the software executives in all modern amenities for one hundred family accommodation and 600 bachelor accommodations.(Family accommodation of 120 sq.mts. each and bachelor accommodation of 35 sq.mts . each).

6. **Utilities** : (Area of land earmarked - 30 acres) : Convention Centre, Bank, Library, restaurants, Medical Centre, Guest House, Secretarial Services, Schools, Roads and Helipad.

7. **Developed Plots**: (Area of land earmarked – 60 acres) : 0.5/1.0 acre Plots with facilities like Power and Communication Links.

Bharathiar Techno Campus - Coimbatore

- | | | |
|-------------------|---|---|
| a. Location | : | Vadavalli, Coimbatore District. |
| 1 Extent of land | : | 100 Acres. |
| 1 Nearest Airport | : | Coimbatore 30 Kms – Seaport.
Cochin 210 KMs. |

b. Facilities Proposed :

1. Central Facilities complex (about 5, - 000 sq.mts) a 250 seated Convention Centre, Smaller Conference Rooms, Business Incubators. Technical Library, Advanced Telecommunication Facilities etc.

2. Multi-enterprise building with an area of 20,000 sq.mts. each incorporating modules of about 200 sq.mts each.

3. A Technology Development Center.

4. Infrastructure to ensure quality power (with stand – by generators) and water.

5. Cafeteria. Canteen, club house with Guest Rooms and a commercial complex to accommodate Bank, Post Office, Shopping Mall Etc.

INDUSTRIAL PARKS & COMPLEXES

Govt. of Tamilnadu has promoted more than 120 Industrial Parks/Estates all over Tamilnadu. Developed Industrial plots endowed with sound infrastructure support like, water supply, electricity, road link, communication facilities etc. besides social amenities are available to investors. Further, Govt. of Tamilnadu provides an attractive package of incentives to investors locating their projects in these Industrial estates/parks.

Industrial Parks - Supply analysis

Integrated Industrial Parks (IIPs) concept originated with "Guindy Industrial Estate" in 1956.

Tamilnadu has at present:

- SIDCO Industrial estates
- SIPCOT Industrial complexes
- TACID growth centres & parks
- Chennai Export Processing Zone (MEPZ)
- Co-operative Industrial estates
- Dte. of Industries industrial estates
- Many private Industrial estates.

Total area developed so far: about 15,000 acres.

New Industrial Parks

TIDCO's New Industrial Parks : 4

Petroleum Park at Ennore

Auto ancillaries Park at Maraimalai Nagar

Floriculture Park at Hosur

Hitech Industrial Park in Tirunelveli District

ELCOT Information Technology Parks : 2

Locations : Chennai & Coimbatore

TACID's New Industrial Parks : 3

Orgadam Industrial Park near Chennai

Gagaikondan Growth Center

Cholavaram Industrial Park near Chennai

TIDCO - Mahindras Auto Ancillary Park

Promoters	TIDCO & Mahindras
Location	Maraimalai Nagar
Extent of land	1400 acres
Airport	Chennai 30 kms
Seaport	Chennai 48 Kms
Road access	NH-45
Focus industry	Auto components, light engg.etc
Common facilities & amenities will be provided	

New Industrial Parks

New SIDCO Industrial Estates: 8

Locations	Near Chennai are Avadi, Manali (Vichoor) & Thirumudivakkam
Other districts	Bargur, Valathur (RK Pet), Vathiyoor (Uthangarai), Malummichampatty & Nanjilkottai.

New SIPCOT Industrial Parks : 7

Irugattukottai Industrial Park

Export Promotion Industrial Park

Sriperumbudur Industrial Park

Cheyyar Industrial Park

Hosur Industrial complex expansion (Phase III)

Ranipet Industrial complex expansion (Phase II)

Cuddalore Industrial complex expansion (Phase II)

TIDCO's Petrochem Park - Ennore

Extent of Land	7,000 acres
Nearest Airport	Chennai (45 kms)
Nearest Seaport	Ennore
Road Access	5 kms off NH5 - Chennai-Calcutta Highway
Source of Power Supply	-Captive Power Plant

Good scope for setting up Naphtha Cracker, refinery and Power generation projects invites Foreign investments: US \$ 300 million for establishment of Industrial Park.

TICDO will assist project implementation with

Equity Participation

Technology Sourcing

Escort Services (Procedural Facilitation).

TIDCO's Hi-tech Industrial Park

Location	Tirunelveli District
Extent	2,000 acres
Focus Industries	Electronic & Telecom components Biotech & Pharmaceuticals
Airport	Tuticorin
Road	Proximity to NH 47
Status	MOU signed with US Company.

SIPCOT Irungakottai Park

Location	Irungattukottai, Sriperumpudur taluk
Extent of land	1,800 acres
Airport	Chennai 25 kms.
Seaport	Chennai 35 kms
Road access	NH – 4
Power & water supply	Available
Major Projects :	Hyundai car project
Saint Gobain	Float glass project,
Matsushita Electric, etc.	
Ideally suited for automobile related projects.	

SIPCOT Export Promotion Industrial Park (EPIP)

Location	Gummidipoondi
Extent of land	224 acres (readily available for development)
Nearest Airport	Chennai 60 kms
Nearest Seaport	Chennai 45 kms
Road access	NH-5
Railway station	Gummidipoondi
Power & water supply	Available
Focus	Export-oriented industries with minimum export of 33% of production.

SIPCOT Sriperumbudur Industrial Park

Location	Sriperumbudur,
District	Kancheepuram
Extent of land	Block A-3,000 acres, Block B-1,200 acres
Nearest Airport	Chennai-35 kms
Nearest Seaport	Chennai - 45 kms
Road Access	On NH4-Chennai Bangalore Highway
Nearest Railway Station	Tiruvallur - 20 kms
Source of water supply	Good - Chembarambakkam Lake and Palar river
Source of Power	Sriperumbudur Sub- Station-Linked to National Grid.

TACID Oragadam Industrial Park

Location	Oragadam, Sriperumbudur Taluk, Kancheepuram Dist
Extent of land	2000 acres
Nearest Airport	Chennai-40 kms
Nearest Seaport	Chennai -55kms
Road Access	Between NH4andNH45
Nearest Railway Station	Singaperumal Koil - 13kms.
Source of water supply	Palar river
Source of Power Supply	Singaperumal Koil Sub Station.

Nemili Satellite Township

- Chennai metro-Increasing congestion & need for new Satellite townships
- Nemili - ideally located near two massive Industrial parks under formation of SIPCOT
- Irungattukottai Industrial Park (5 km.from Nemili): 1,800acres
- Sriperumbudur Industrial Park (9km.from Nemili): 3,000 acres
- Mega projects: Hyundai car project, Saint Gobain, Kumho, Matsushita etc.being located nearby.
- Direct Employment in Industrial Parks: 45,000
- Steep growth in demand for housing & social infrastructure
- SIPCOT welcomes Private sector/FDI
- Proposed township area: 2,400 acres

CHAPTER - IV

Review of Employment Situation in Tamilnadu

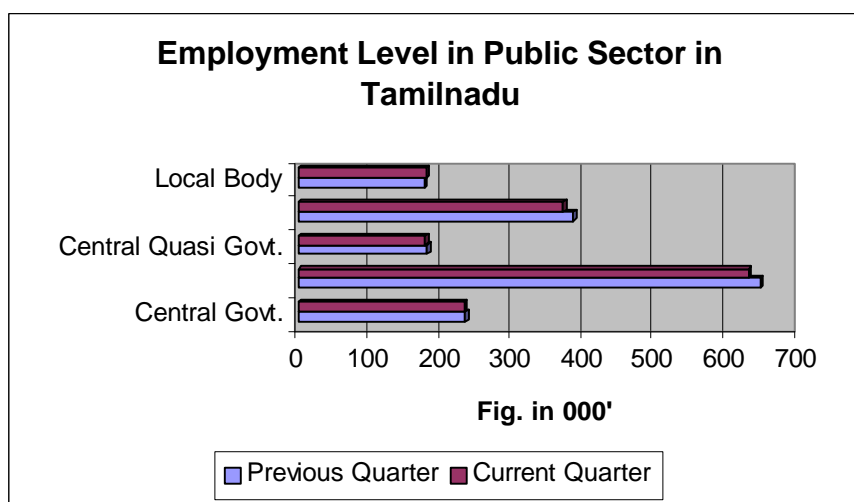
The findings of the review of employment situation in Tamilnadu during the period from 1.1.2000 to 31.3.2000 are based on the employment data collected under the Employment Market Information Programmes operated through the various Employment Exchanges in Tamilnadu. This programme is aimed at highlighting the Employment trends in the organised sector of the economy by analysing Employment data collected at quarterly intervals from all establishments in the public sector and the non-agricultural establishments in the private sector that employ 10 and more workers. Rendition of such employment information is a statutory obligation under the provisions of the Employment Exchange (C.N.V.) Act, 1959, for all establishments in the public sector and for establishments in the private sector employing 25 and more workers. In respect of establishments in the private sector employing 10-24 workers, this information is being collected on a voluntary basis, under this programme.

Before making use of the data reported in this review, the limitations in scope and coverage of the Employment Market Information Programme need to be known. First and foremost, employment in agriculture is outside the purview of this programme, though plantations are being covered because of their significance to the state's economy. Besides employment in agriculture, this programme also excludes from its purview unpaid domestic works, self employed persons, and part-time employment. Similarly, in the construction industry, only these private contractors who are engaged in public construction activities are covered. As stated earlier, establishments employing less than 10 persons in the private sector are not bring covered under this programme. These limitations in the coverage of the Employment Market Information Programme need to be taken note of, while interpreting the findings in this quarterly review.

Employment Showing Employment Levels in the Public Sector in Tamilnadu as on 31.3.2000

The following table highlights the employment levels and variations in the public sector during the review period.

Branch	Previous Quarter 31.12.99	Current Quarter 31.3.00	Changeover previous Year 31.3.99
1	2	3	4
Central Government	234511	233883	(-) 0628
State Government	649469	632338	(-)17131
Central Quasi Government	181874	178725	(-) 3149
State Quasi Government	386788	372277	(-) 14511
Local Body	177360	180017	(+) 2657
Total	1630002	1597240	(-)32762



The above statement reveals that, when compared with March 1999, there is an increase of employment in establishments under local body (+) 2,657 only. The other branch viz., State Government (-) 17,131, State Quasi Government (-) 14,511, Central Quasi Government (-) 3,149 and Central Government (-) 628 shows a decrease in employment when compared to the previous year 31.3.1999.

Industry-wise Analysis of Employment

The comparative distribution of employment under the major industrial divisions in both public and private sectors during the previous year and the current quarter may be seen in the following table:

NIC Code	Description of Industry	Employment as on 31.3.00			Change in Employment over previous year (31.3.99)	Percentage over previous year (31.3.1999)
		Public Sector	Private Sector	Total		
1	2	3	4	5	6	7
0	Agri. Forestry & Fishing	27245	60764	88009	(-) 0.193	(-)0.2%
1	Mining & Quarrying	25569	4415	29984	(-) 0.112	(-)0.4%
2 & 3	Manufacturing	105861	599904	705765	(-) 5.083	(-)0.7%
4	Electricity, Gas & Water supply	71581	726	72307	(-) 8.644	(-)12%
5	Construction	48440	12440	60880	(-) 0.005	(-)0.01%
6	Wholesale, retail trade, restaurants and hotels	47584	45071	92655	(+) 4.706	(+)5.1%
7	Transport, storage and communications	307083	10284	317367	(+) 7.172	(+)2.3%
8	Financial, insurance, real estate and business services	136260	22373	158633	(+) 1.457	(+)0.9%
9	Community, social, and personnel services.	827617	171256	998873	(-)20.795	(-)2.1%
	Total	1597240	927233	2524473	(-) 21.497	(-)0.9%

It may be of interest to note that “Community, Social and Personal Services” Division constitutes the highest percentage of employment by accounting for 40% of the total employment of 2524473 persons as on 31.3.2000 followed by “Manufacturing” (27.9%), “Transport, Storage and Communication” (12.6%), Banking, Insurance, Real Estate and Business Services (6.3%). The public sector employment is more in the division “Community, Social and Personal Services” 51.8% and “Transport, storage and Communication (19.2%). The private sector employment is more in Manufacturing 65.7% and Community, Social and Personal Services (18.5%).

CHAPTER - V

Status & Performance of Small Scale Industries Units in Tamil Nadu

Small scale industries play a vital role in economic development. The Government look to this sector for alleviating the problems of poverty, rural unemployment, attainment of reliance, reduction in disparities in income and regional imbalances, because of its shorter gestation period, adaptability to semi urban and rural environment where infrastructure is undeveloped and capacity to attract small savings and divert instrument in the development of backward and rural areas. More importance is attached to this sector since more employment can be created per unit of investment at a comparatively shorter period than the medium & large scale sector.

At present this sector contributes about 40% of the gross value of output in the manufacturing sector and 35% total exports from the country. The small scale industries produce a wide variety of products, beginning with the production of simple consumer goods, this sector has emerged as a major supplier of mass consumption items like leather and leather goods, plastic and rubber goods, readymade garments, hosiery goods, sheet metal goods, soap and detergents, safety matches, preserved foods, wooden and steel furniture, brushes, paints and varnishes, optical lenses, drugs and pharmaceuticals, electric motors, pesticide formulations, etc.

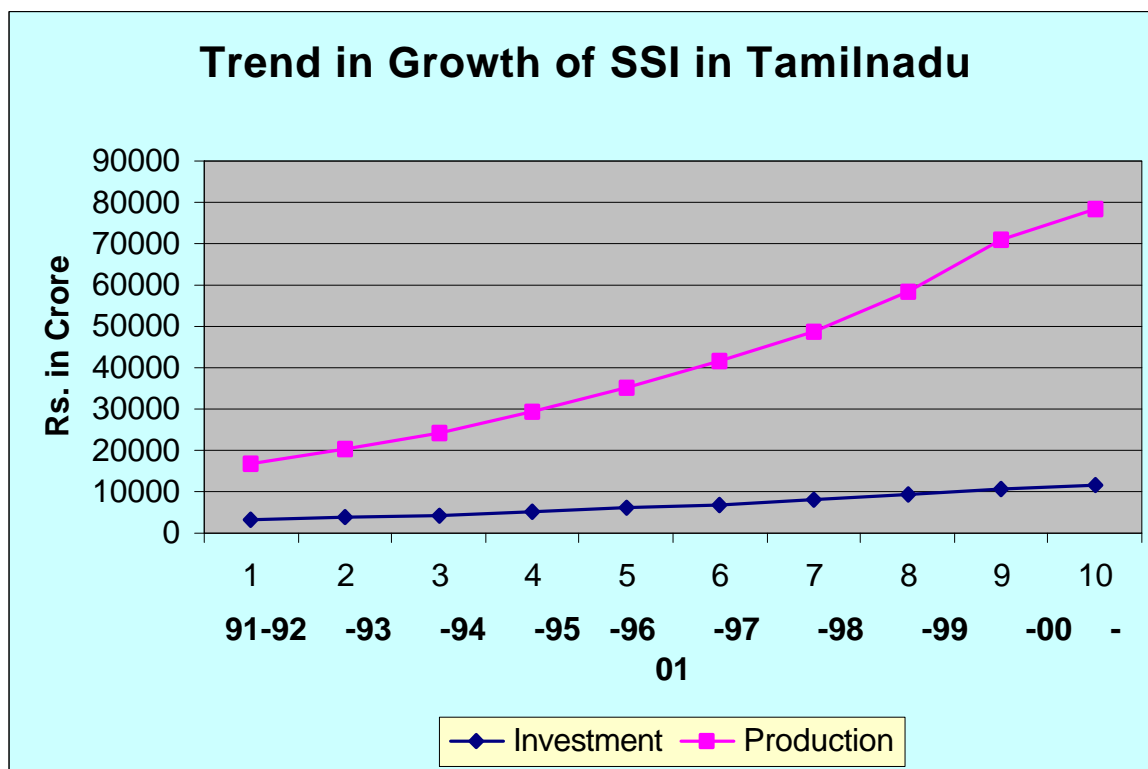
There has been a phenomenal growth in the number of small scale industries in Tamilnadu. From a mere 18,440 SSI units in 1977 it has grown to 3,87,597 SSI units as on 31.12.2001.

The table given below indicates the trend in growth of small scale industries during the last ten years and the level of investment, employment, etc, it has created:-

TREND IN GROWTH OF SSI IN TAMILNADU

Year	No. of Permanent Regd. Units	Investment (Rs. in Crores)	Production (Rs. in Crores)	Employment (No.)
1991-92	138404	3210.20	16747.00	1176700
1992-93	157892	3757.50	20219.00	1310500
1993-94	178114	4332.00	24048.00	1425300
1994-95	207357	5184.00	29436.00	1638200
1995-96	234409	5977.00	35161.00	1828600
1996-97	263845	6912.00	41687.00	2033000
1997-98	295004	7966.00	48675.00	2250900
1998-99	324627	9350.00	58432.00	2451000
1999-00	354939	10623.00	70987.00	2667200
2000-01	387597	11567.22	78261.66	2902122

Source: Directorate of Industries and Commerce, Chennai.

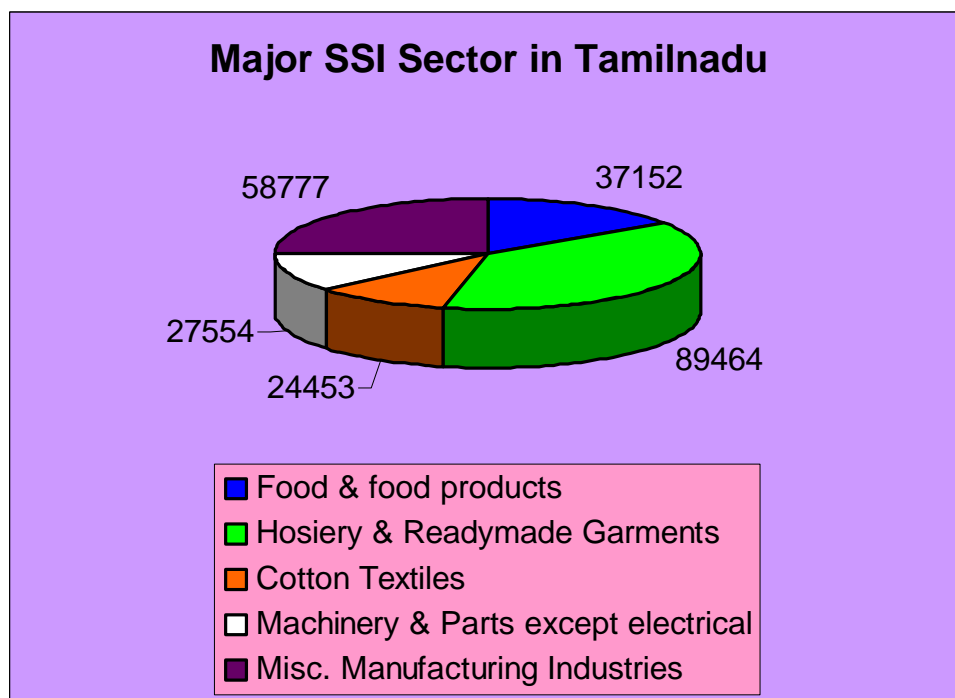


The above table reveals that the growth in number of units was gradual from 1991-92 to 2000-2001. Similarly growth in investment in SSI was gradual from 1991-92 to 1993-94 and then registered a good jump in 1994-95 and maintained the tempo upto 2000-2001. Production from SSI units registered a gradual growth from 1991-92 to 1993-94 and peaked in 1994-95 and again maintained the growth as before. Employment generation in SSI was impressive in 1991 to 1994 and then maintained gradual growth upto 1997, again it achieved impressive growth upto 2000-2001.

SMALL SCALE INDUSTRIES IN TAMILNADU AS ON 31.3.2001

Code No.	Details of Classification Industry Group	No. of Units
1	2	3
20-21	Food & food products	37152
22	Beverages, Tobacco & Tobacco products	2750
23	Cotton Textiles	24453
24	Wool, Silk & Synthetic Fibre Textiles	2700
25	Jute, Hemp & Mesta Products	325
26	Hosiery & Readymade Garments	89464
27	Wood & Wooden products	18221
28	Paper & Paper Products	21719
29	Leather & Fur Products	10522
30	Rubber & Plastic Products	14073
31	Chemical & Chemical Products	17453
32	Non-Metallic Mineral Products	12776
33	Basic Metal Products	5357
34	Metal Products & parts	21740
35	Machinery & Parts except electrical	27554
36	Electrical Machinery & Aparatus	11627
37	Transport equipments & parts	10934
38	Other Manufacturing Industries	58777
	TOTAL	387597

Source : Industries Commissioner and Director of Industries and Commerce, Chennai.

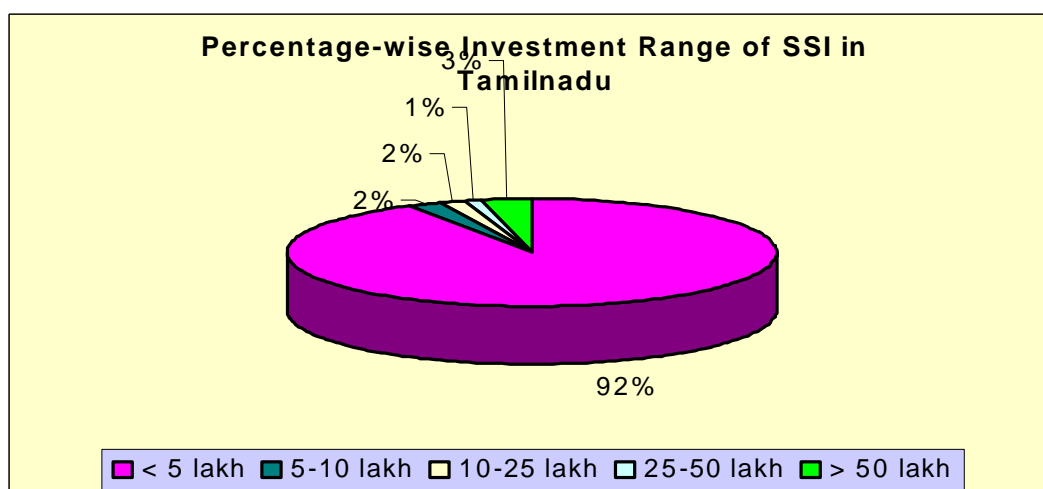


A look at the group-wise classification of SSI shows (group 26) Hosiery and Readymade Garments units top the list with 78,964 units accounting for a little over 22.2% of the total number of units. Then (group 38) Other Manufacturing industries is far behind with 50,257 units and closely followed by (group 20-21) Food Products with 35,002 units. Share of all other groups are of single digit and the share of (group 25) Jute, Hemp and Mesla Products and (group 22) Beverages, Tobacco & Tobacco Products are below 1%.

Product Group-wise Investment Range of Regd. SSI units (in Percentage) of Tamil Nadu as on 31.3.1999

Sl. No.	Two Digit Code	Investment Range (Rs. In lakhs)					Total
		Less than 5 lakhs	5.1 – 10 lakhs	10 – 25 lakhs	25 – 50 lakhs	More than 50 lakhs	
1.	20-21	89.4 %	3.0 %	1.5 %	0.6 %	5.5 %	100 %
2.	22	94.8 %	1.0 %	1.0 %	0.2 %	3.0 %	100 %
3.	23	87.5 %	5.3 %	2.8 %	2.0 %	2.4 %	100 %
4.	24	86.9 %	5.2 %	2.6 %	1.2 %	4.1 %	100 %
5.	25	94.5 %	0.0 %	0.0 %	1.8 %	3.7 %	100 %
6.	26	92.7 %	1.0 %	0.6 %	2.2 %	3.5 %	100 %
7.	27	93.2 %	0.3 %	3.0 %	1.2 %	2.3 %	100 %
8.	28	91.4 %	4.0 %	1.9 %	0.7 %	2.0 %	100 %
9.	29	91.2 %	3.4 %	3.0 %	1.3 %	1.1 %	100 %
10.	30	88.9 %	3.8 %	2.9 %	1.2 %	3.2 %	100 %
11.	31	88.7 %	3.1 %	2.5 %	1.6 %	4.1 %	100 %
12.	32	88.3 %	4.6 %	2.2 %	1.2 %	3.7 %	100 %
13.	33	83.6 %	5.9 %	4.4 %	3.0 %	3.1 %	100 %
14.	34	95.1 %	1.7 %	0.9 %	0.3 %	2.0 %	100 %
15.	35	94.3 %	1.8 %	0.9 %	0.3 %	2.7 %	100 %
16.	36	92.9 %	2.7 %	1.6 %	0.8 %	2.0 %	100 %
17.	37	90.8 %	4.0 %	2.3 %	0.9 %	2.0 %	100 %
18.	38	93.9 %	0.8 %	1.1 %	0.5 %	3.7%	100 %
	Total	91.8 %	2.2 %	1.5 %	1.3 %	3.2 %	100 %

Source: Directorate of Industries & Commerce, Chennai.



**District-wise and Industry-wise Classification of Small Scale Industries in
Tamilnadu
(As on 31st March 2000)**

Code No.	Details of Classification Industry Group	Vellore	Cuddalore	Dindigul	Kancheepuram	Coimbatore	Dharmapuri	Virudhunagar	Kanniyakumari	Chennai
1	2	3	4	5	6	7	8	9	10	11
20-21	Food and food products	2030	2192	1308	1876	1143	2164	984	1112	1628
22	Beverages, Tobacco & Tobacco products	164	170	67	122	129	81	56	62	118
23	Cotton Textiles	521	28	239	575	4888	346	445	30	85
24	Wool, Silk & Synthetic Fibre Textiles	130	7	53	129	122	386	210	3	30
25	Jute, Hemp and Mesta Products	11	0	3	29	38	11	4	1	25
26	Hosiery and Readymade Garments	3800	1890	3274	3299	12970	1690	1823	2692	5898
27	Wood and Wooden products	580	875	270	997	702	554	4531	931	673
28	Paper and Paper Products	644	604	320	1457	1442	504	2722	443	4909
29	Leather and Fur Products	1208	235	551	1056	655	416	44	324	1710
30	Rubber and Plastic Products	394	238	301	1535	1603	269	509	427	2196
31	Chemical and Chemical Products	1171	329	176	1996	700	485	4140	371	1499
32	Non-Metallic Mineral Products	432	638	343	1992	774	345	198	498	663
33	Basic Metal Products	246	49	56	991	1224	107	60	10	726
34	Metal Products and parts	1060	487	547	3012	2377	343	463	592	4225
35	Machinery and Parts except electrical	1066	613	505	4486	4394	923	301	177	4004
36	Electrical Machinery & Aparatus	995	125	126	1346	1690	457	64	258	2426
37	Transport equipments and parts	523	996	78	1094	759	683	75	34	1612
38	Other Manufacturing Industries	2495	2969	1618	2510	3985	1143	2231	1353	4255
	TOTAL	17470	12445	9835	28502	39595	10907	18860	9318	36682

Source : Industries Commissioner and Director of Industries and Commerce, Chennai.

**District-wise and Industry-wise Classification of Small Scale Industries In
Tamilnadu
(As on 31st March 2000)**

Code No.	Details of Classification Industry Group	Madurai	Udaaman	Sivagangai	Erode	Puduk-kotai	Raman-thapuram	Salem	Thanjavur	Trichy
1	2	12	13	14	15	16	17	18	19	20
20-21	Food and food products	1931	59 8	874	2908	996	536	3646	1194	1847
22	Beverages, Tobacco & Tobacco products	92	5	42	584	83	39	248	101	193
23	Cotton Textiles	506	0	52	5001	26	20	8680	45	830
24	Wool, Silk & Synthetic Fibre Textiles	185	1	9	217	31	33	685	254	24
25	Jute, Hemp and Mesta Products	27	12	2	113	0	0	22	0	0
26	Hosiery and Readymade Garments	4652	10 13	1492	4631	2407	1682	8657	1027	3742
27	Wood and Wooden products	670	31 4	284	312	404	190	940	387	685
28	Paper and Paper Products	1370	44	275	544	272	151	1152	522	885
29	Leather and Fur Products	300	60	179	530	34	148	378	505	445
30	Rubber and Plastic Products	937	53	217	125	239	102	716	454	757
31	Chemical and Chemical Products	827	15 0	165	527	312	104	514	288	549
32	Non-Metallic Mineral Products	489	15	320	450	548	97	1014	246	1066
33	Basic Metal Products	270	0	112	402	115	13	131	94	118
34	Metal Products and parts	1559	17	423	418	461	226	846	780	746
35	Machinery and Parts except electrical	1314	20 1	151	1064	391	116	1937	408	1076
36	Electrical Machinery & Aparatus	560	11 8	87	234	354	127	560	108	258
37	Transport equipments and parts	425	13 0	99	424	585	91	1065	44	262
38	Other Manufacturing Industries	3502	64 7	1152	2528	1264	766	2578	2056	1441
	TOTAL	1961 6	33 78	5935	21012	8522	4441	33769	8513	14924

Source : Industries Commissioner and Director of Industries and Commerce, Chennai.

**District-wise and Industry-wise Classification of Small Scale Industries In
Tamilnadu
(As on 31st March 2000)**

Code No.	Tirunelveli	Thoothukudi	Thiruvannamalai	Nagapattinam	Villupuram	Karur	Perambalur	Theni	Namakkal	Thiruvallur	Thiruvavur	Total
1	21	22	23	24	25	26	27	28	29	30	31	32
20-21	1090	1055	1340	1012	409	149	238	166	304	151	121	35002
22	132	29	34	92	5	8	9	0	1	3	11	2680
23	293	52	147	19	76	252	1	36	386	73	1	23653
24	0	2	86	63	0	7	0	0	0	1	2	2670
25	0	1	1	1	0	16	0	0	0	2	0	319
26	2651	2656	588	586	1014	1363	222	948	1307	724	266	78964
27	422	640	241	279	128	38	37	78	61	162	36	16421
28	550	378	197	331	179	55	23	62	62	390	32	20519
29	194	226	145	119	132	42	62	23	138	146	17	10022
30	381	273	138	193	138	505	21	5	63	371	13	13173
31	664	1199	114	220	58	17	9	41	24	191	13	16853
32	542	194	148	172	54	85	30	44	32	126	21	11576
33	64	25	45	56	5	16	1	4	9	114	4	5067
34	606	159	149	502	53	18	58	22	21	445	25	20640
35	627	315	271	313	124	50	33	16	98	1046	34	26054
36	37	408	73	233	69	69	1	97	7	76	12	10975
37	19	577	8	258	86	19	2	6	26	98	16	10094
38	2340	2197	926	1031	1075	240	241	656	529	2077	452	50257
Total	10612	10386	4651	5480	3605	2949	988	2204	3068	6196	1076	354939

Data on Sick-SSI Units – Position as on 30th September 2000

Detailed information on sick-SSI units is furnished in the following table. A summary of the data received from the banks for the position as on 30 September 2000 is as follows:

(Amount in Crores of Rupees)

Name of the Bank	Potentially viable sick SSI units		Non-viable sick SSI units		Viability Yet to be decided		Total sick SSI units		Of viable unit those put under nursing.	
	No. of A/cs	Amount	No. of A/cs	Amount	No. of A/cs	Amount	No. of A/cs	Amount	No. of A/cs	Amount
1	2	3	4	5	6	7	8	9	10	11
State Bank Group	391	12.19	3661	76.87	201	11.05	4253	100.11	186	4.60
Public Sector Banks	160	21.56	5270	365.01	60	21.62	5490	408.19	58	9.05
Private Sector Banks	145	13.18	894	103.74	9	2.56	1048	119.48	8	3.07
Total	696	46.93	9825	545.62	270	35.23	10791	627.78	252	16.72

Based on the above data, the following points emerge:

- 1) As per available information, there are 10791 sick-SSI units in the State of Tamil Nadu.
- 2) Of the 10791 units identified as sick, 9,825 units (91.05%) are classified as non-viable. Bankers should also keep a close watch on the operation of accounts by the units so as to identify sickness at the early stage and take corrective steps.
- 3) As per RBI guidelines, banks should take potentially viable units for rehabilitation. Out of 696 sick and viable units in Tamil Nadu, only 252 units have been placed under nursing programme. Nursing Programme should be taken up within three to six months from the date of considering the unit as sick.
- 4) Efforts should be made by banks in timely submission of the data and putting all viable unit under nursing programme at the earliest so as to help the deserving cases.

GROWTH OF INDEX OF INDUSTRIAL PRODUCTION PLAN PERIOD

(Base Year 1993-94=100)

(Growth in Percent)

Year 1	Mining 2	Manufacturing 3	Electricity 4	Overall 5
1994-95	21.2	6.4	17.4	7.3
1995-96	9.0	4.5	6.9	4.8
1996-97	4.3	1.5	5.5	1.8
1997-98	9.8	-1.0	1.4	-0.5
1998-99	4.8	-4.6	5.7	-3.6
1999-2000	6.2	14.9	-3.2	13.1

Source: Directorate of Economics and Statistics, Chennai – 600 006.

From the above table it is noticed that in general during 1997-98 all the two sector have fallen quite sharply compared to 1996-97 and peak in all the sectors was 1994-95. Another common feature noticed was the growth has been highly unstable in all the three sectors and of all the sectors, manufacturing sector has fared very badly.

**INDEX NUMBERS OF INDUSTRIAL PRODUCTION BY INDUSTRIAL CLASSIFICATION
(AT 2 DIGIT LEVEL)**

Base Year 1993-94=100

Code No.	Description	Weight	1996-97	1997-98	1998-99	1999-2000
1	2	3	6	7	8	9
	MINING					
10	Coal Mining	8.80	121.9	128.0	124.5	130.1
11	Petroleum Crude and Natural Gas	2.21	229.2	265.6	316.5	342.1
13	Metal Ore Mining	0.01	351.7	475.8	514.2	264.2
15	Other Mining	1.68	99.2	121.2	126.9	139.6
	Index	12.70	137.8	151.3	158.5	168.4
	MANUFACTURING *					
20-21	Manufacture of Food Products	124.1	108.2	91.3	98.7	125.2
22	Manufacture of Beverages, Tobacco and Tobacco Products	13.85	147.2	139.9	154.8	159.0
23	Manufacture of Cotton Textiles	184.00	99.6	103.0	80.5	113.8
24	Manufacture of Wool, Silk and Synthetic Fibre Textiles	14.92	85.1	80.4	54.9	67.8
26	Manufacture of Textile Products other than Mills	45.9	98.5	134.5	146.3	158.3
28	Manufacture of Paper and Paper Products, Printing, Publishing and Allied Industries	33.69	162.8	176.0	177.5	177.4
29	Manufacture of Leather Products	60.26	92.8	77.7	94.5	130.0
30	Manufacture of Chemicals and Chemical Products	86.95	98.9	102.4	117.0	120.6
31	Manufacture of Rubber, Plastic, Petroleum and Coal Products	94.04	110.5	106.4	90.3	91.2
32	Manufacture of Non-Metallic Mineral Products	41.62	109.9	109.1	105.7	136.5
33	Manufacture of Basic Metal and Alloy Industries	38.31	94.8	107.6	84.2	100.5
34	Manufacture of Metal Products and Parts except Machinery	19.55	145.2	114.3	107.2	133.6
35-36	Manufacture of Machinery and Equipments other than Transport Equipment	94.94	131.4	126.7	114.0	108.2
37	Manufacture of Transport Equipments and Parts	62.94	153.9	156.0	151.3	149.5
38	Other Manufacturing Industries	16.21	126.4	119.4	133.1	162.6
	Index	920.13	112.6	111.8	106.7	122.6
	ELECTRICITY					
40	Electricity	67.17	132.5	134.2	141.8	137.2
	INDEX	67.17	132.5	134.2	141.8	137.2
	General Index	1000.00	114.4	113.8	109.7	124.1

* Relating to selected Factories Registered under 2m(I) and 2m(ii) of Factories Act-1948

Source: Department of Economics and Statistics, Chennai-600 006.

In the above table, it is noticed that except paper and non-metallic products all other groups have registered a decline in production., One common feature noticed is that in the first two years almost all the groups have shown improvement while in the subsequent year except paper and non-metallic products all others have lost the momentum.

Problems faced by Small Scale Industries

Extensive discussions held with the officials of various District Industries Centre, Bankers, Non-government organisations, SSI Associations, Office bearers of Chamber of Commerce and other promoters of large-scale units revealed a number of crucial problems confronting the industry. It was also observed that the solutions to these problems also varied accordingly. Some of these problems have to be tackled by the government and others were to be solved by industries themselves. Smallness by itself brings a few problems an understanding of which is vital for helping development of this sector.

1. Diseconomies of scales of production and operations, it must be admitted that some concern for this aspect has been exercised in the selection and reservation of items of SSI as part of the Industrial Policy. Even so, there are a number of products that are produced by both SSI and non-SSI sectors with resultant competition.
2. Relationship with larger units particularly in the case of ancillaries and sub-contractors. It very often is a question of the big fist swallowing the small.
3. Poor resilience due to narrow product range, cheaper or near-obsolete technology and lack of R & D.
4. Limited financial resources.
5. Lack of managerial skills.
6. Lack of attention to executive development.
7. Lack of adequate systems for day-to-day management.

Manpower Requirement

There has been large-scale movement of agriculture workers from rural areas to semi-urban and urban areas to take up assured wage-works. Most of them found employment in readymade garments, powerloom and spinning units. However, after a period of one or two years these skilled labour shift their loyalty from one unit to another suddenly, thus placing the industries in a quandary

Power

Power cuts are often hampering the production schedule of many units. Some of the units which have installed sophisticated foreign machines engaged in the manufacture of critical items are the most hit. Uninformed power cuts devour precious raw material in progress besides causing damage to the machines as well. Installation of generator sets is not within the reach of all the industrialists. Even those who have installed the sets are facing high cost production situation.

Finance

There has been divergent views expressed regarding the availability of credit. Large-scale units express that their financial requirements are met sufficiently by the bankers. Some of the small-scale industrialists have reported that their working capital requirements were not met fully. The insistence on collateral securities at an exorbitant level by the bankers has upset many people. Industries normally have limited sources of funds to meet their working capital requirements and often look to banks to meet a substantial portion of these needs. Proper assessment by the bankers, followed by effective fund management by the industry can thus ensure that the sales targets are achieved and repayment obligations, if any, are adhered to.

Employees State Insurance

Small-scale textile processors encounter peculiar problems with the monitoring and regulating agencies as well. They have deployed casual labour in loading and unloading of goods. Porters are engaged for shifting the yarn as well as cloth manufactured in the small-scale industries. These porters as well as the casual workers employed inside the factory for folding on contract basis are often included in the muster roll of the respective units during the surprise checks carried out by the factory inspectors. The small-scale industrialists are finding it very difficult to digest these actions of the officials. Many a time these units are forced to move courts on account of this, causing great strain and tension.

Performance of Specialised SSI Bank Branches in Tamil Nadu in 2000-01

The small scale industries sector plays a vital role in the nation building. This sector suffers from the lack of economies of scale, unlike the large-scale units. Moreover, in the context of liberalization and growing domestic and international competition this sector needs support through promotional policies of credit and technology. Considering the role played by this sector Government provides various schemes for the betterment and growth of this sector.

A major and persistent problem faced by the SSI sector is non-availability of timely and adequate credit from the lending institutions. Even though the Government and RBI have taken various steps over the years, SSI sector's problem of adequate credit availability still remains unsolved.

To examine the adequacy of institutional credit for the SSI sector and relate problems and also to suggest ways for improving the credit flow to the sector, the Govt. of India constituted the Nayak Committee in Dec. 1991. The committee found that the banks have not adequately served the SSI sector for their working capital needs and recommended that there is a need for setting up of 'Specialised Bank Branches' for the SSI sector, the absence of which in the past led to several bottlenecks.

Growth of Specialised SSI Branches

The Govt. had identified 85 districts in the country as a whole for setting up Specialised SSI branches immediately and to extend the scheme in future in places where SSI units are concentrated. 389 Spl. SSI bank branches were in operation as on 31.3.2000 in the country. In Tamilnadu 36 Specialised SSI branches were opened in the first phase as on 31.3.1997. At present more and more SSI branches are added either by opening new branches or by converting existing branches into

Specialised SSI branches in places where SSI units are concentrated in the state. 46 Spl. SSI branches were functioning in the state as on 1.4.2000. 12 banks in the public sector have opened up Specialised SSI branches in Tamilnadu. Group-wise Performance is given below:

GROUP-WISE PERFORMANCE

SI No.	Name of the bank Group	No. of SSI branches (Responded only)	Amount disbursed (Rs. in lakhs)	Average amount disbursed per branch (Rs. in lakhs)
1.	State bank of India	9	6,465.39	718.38
2.	Bank of Baroda	2	1,379.94	689.97
3.	Canara bank	5	3,144.08	628.82
4.	Bank of India	2	665.97	332.99
5.	Corporation bank	1	294.85	294.85
6.	Union bank of India	4	952.19	238.05
7.	Indian Overseas bank	9	1,727.33	191.93
8.	Indian bank	4	452.07	113.02
9.	Central bank of India	4	273.67	68.42
10.	Andhra bank	1	61.00	61.00
11.	Vijaya bank	1	41.25	41.25
12.	Dena bank	2	64.55	32.28

Other Important Findings of our Survey

- 38.61 % in the flow of credit to the SSI sector from Specialised SSI branches in 2000-01 noticed.
- There is a fall in the average amount disbursed per branch to the SSI Sector by 40 % during 2000-01 over the previous year.
- Loan applications were disposed off within 6 weeks (84.5 %).

- Six of the branches have disbursed less than Rs. 25 lakhs during the entire year to this sector.
- Thirteen (13) of the branches lack technical personnel to assess the viability of the projects.
- Seven branches do not have trained staff to serve the SSI sector.
- The Refinancing scheme of SIDBI has not at all been utilised by any of the SSI branches during the year. This has restricted the volume of credit available to the SSI sector.
- Four Specialised SSI branches had contributed less than 25 % of their total credit to the SSI sector, which is a cause for concern. Concerted efforts need to be taken in their case to concentrate more on the SSI sector.
- In spite of the above problems, the average SSI advances per branch of the Specialised SSI branches branch was over 2 times that of the all commercial banks in the public sector.

We can, therefore, conclude, "Promotion of Specialised SSI branches will definitely increase the credit flow to the SSI sector and so more and more Specialised SSI Branches should be established".

Industrial Potential Survey Reports 2001-2002 (Edition)

Industrial development of an area depends upon factors like availability of resources both human and material, infrastructure facilities, entrepreneurial skill, etc. The first prerequisite to accomplish this task by the SISI is to have a first hand assessment of the problems and prospects for these industries in a particular district of the State to decide the direction of its promotional efforts to formulate a realistic approach. It is with this objective that the SISI, Chennai took up the Industrial Potential Survey of seven districts of Tamil Nadu during 2001-02 viz., Erode, Dharmapuri, Tirunelveli, Ramanathapuram, Cuddalore, Dindugal and Chennai. The findings of the Survey presented in this Report, it is hoped, will be of interest not only to SISI but also to other agencies concerned with the promotion of small-scale industries such as DIC, Lead Bank, Other Financial Institutions and also prospective entrepreneurs. The Survey was undertaken by a team of officers from the SISI, Chennai, in active collaboration with the DIC, Lead Bank of the district and also the Industrialists. During the course of the fieldwork, the team had discussion at the district level and block level, officers of State Government Departments, NABARD, Electricity Board and Representatives of various Associations. Synopsis of the reports are presented in the following paragraphs:

Tirunelveli District

Tirunelveli is predominately agricultural oriented district. Major crops of the district include paddy, pulses, groundnut, cotton, sugarcane, palm, etc. Horticulture products like guava, lemon, mango, tomato, onion, drumstick, banana, semai velerukkai are grown extensively. Limestone and garnet sand are the major minerals available in the district. All the above agricultural and horticultural products offer scope for agro-based industries, such as palmgur, tetra packed pathaneer, citrus based, coconut based industries like coconut milk powder, rubberized coir, etc. Other industries such as jasmine concrete, pharmaceutical from the herbs, oleoresin from chillies, aromatic oil from lemon grass, oleoresin from curry leaves,

drumstick powder, etc., can be started. Handicrafts items like coir mats, jute products, and woodcarving offer scope for export.

Nanguneri in this district has been selected as special economic zone. Preliminary work has already been initiated. It is expected to bring in investment worth several thousand crores of rupees in this area.

Cuddalore District

Agriculture is the main economic activity of the people in Cuddalore district. The rural economy is characterized by predominance of seasonal crops like paddy, sugarcane, groundnut, tapioca, millets, pulses, oilseeds, etc. Dry land horticulture crops are also cultivated widely in the district. Though this district is agrarian based, there is good scope for rural industrialization. Agro processing and food based industrial units can be promoted on a larger scale because of predominance of paddy, groundnut, tapiocaa, jackfruit, etc. Salt and mineral based industries, marine-based industries like manufacture of white ice and fish meal have been found more scope in the district. Since coconut is extensively cultivated in certain areas, coir based industries have more scope for promotion. As the district is a leading cashew producer, processing of export quality cashewnut units and cashewnut oil extraction units can be established in Panruti block. Mineral based units such as lime production, silical and ceramic industries have also been found more suitable in Cuddalore district. Industrial activities such as high strength building bricks from surface clay and cleaning powder from fly ash, chlorinated xyleneol and also industrial grade bitumen from lignite tar can also be established based on Neyveli Lignite Corporation (NLC). Ancillary units based on sugar and confectionery and yarn and cotton textile units have also been found viable in the district.

Chennai District

Availability of infrastructure facilities determines the pace of economic development of a region. Chennai has all the infrastructures like, well laid roads, railway lines, an international airport and a port with single window clearance for exporters and a good telecom facility. SIDCO has three industrial estates and there is a scope for setting up industrial complexes for particular group of industries in the existing industrial Estates. The Information Technology Park will give opportunity for setting up electronic, telecommunication and Information Technology Industries with the assistance of highly skilled man power available in the field. Chennai is the financial capital of South India with 757 bank branches of different banks. The Survey has identified that there is scope for Industries in leather products, readymade garments with export thrust, floriculture, packaging and food-based industries because of the availability of cold storage facilities.

Erode District

Erode district is fulfilling all the basic minimum requirements for industrial developments. There is no problem in availability of skilled labour thanks to privatization of technical education. Entrepreneurial talent is available. The infrastructure facilities available in the district are adequate. The district is performing well in agriculture as well as in industry. The district is not having a great mineral wealth. However, it has a fine quality of feldspar and quartz. The industries based on these minerals are not established so far. The existing large-scale textile units in the district offer limited scope for the development of ancillary industries. Products identified for Erode district are agro-based industries, dairy farming, and milk products, horticulture based products, mineral based products, sericulture, floriculture, pisciculture, leather based industries, textiles, jute products, chemical based industries, mechanical, electrical and electronics based industries, software services, bio-mas based power generation, tourism, entertainment and recreation based industries.

Dharmapuri District

Industrial development in Dharmapuri district is confined only to a few pockets like Hosur, Dharmapuri, Krishnagiri and Bargur blocks. A lot of scope exists for starting small scale, cottage and village industries using locally available resources in other parts also. The strength of the district lies in its horticulture resources, agricultural products like paddy, cotton, sugarcane, groundnut, tapioca, and millets, etc., which offer scope for industrial use. Existing sugar mills provide good scope for development of industrial alcohol, in paper mills and chocolate units. The district is rich in granite reserves. Though these resources have been utilized partly by the existing industries, there is still scope for the development of more industries on this line. Existing large-scale units in the district offer limited scope for the development of ancillary industries as they themselves face the onslaught of competition from the international market. Still there is good scope for development of auto ancillaries, packing materials, etc., in the district. Service oriented industries; especially electronic communication and related industries and tourism, entertainment industry, etc., offer enormous scope for development. Power generated from Biomass and Solar Energy, etc., can be attempted in these District.

Ramanathapuram District

In most part district soil is nitrogen deficient, saline and alkaline black clay. A small portion of alluvial soil is found in Kamuthi, Mudukulathur, Paramakudi and Thiruvodanai taluks. It is a mono-cropped area with 90% of irrigation through tanks wholly depending upon monsoon rains for cultivation. There are no perennial rivers. Paddy and chillies are the major crops grown in the district. Cotton and groundnut are also grown to some extent. The mineral deposits in the district are river sand and brick earth. Brick manufacturing is the on going major industrial project in the district. Based on the availability of resources and demand, industrial projects having scope in the district are aloe vera gel and powder, cold storage, chilly oleoresin, vermiculture, medicinal herbs plantation, Herbal based industries, Sand

lime bricks, Fish dehydration, Palmyrah based projects, Rice bran oil, Pet food out of fish waste, and Asbestos cement refractory.

Dindigul District

Traditionally, the district is known for locks and leather. Agro processing industries offer good scope for development among the non-traditional industries. The demand based industries such as dehydrated fruit manufacture, paper cone manufacture, leather goods manufacturing, PVC pipe manufacturing, plastic textile and automobile parts, cattle feed/poultry feed manufacturing, fruit/vegetable processing near Oddanchatram and oil extraction in Nilakottai are prominent. Natham and Palani taluks are having adequate supply of tamarind, guava and mango. Those areas are ideally suited for setting up tamarind/mango processsing units. Kodaikanal offers very good scope for producing essential medicinal oils like geranium, citronella and lemon grass. Eucalyptus oil, honey processing have a good potential. The district also offers scope for ancillary industries such as leather auxiliaries viz., production of magnesium sulphate, turkey red oil, garlic acid, extract of wattle/balul, bate powder, sodium sulphide and lime.

From the below table it is clear that Cotton items takes a major share by accounting for 84.4% of total handloom cloth production in 1999-2000. The production of Art Silk was 10,574 metres accounting for 5.11% of the total handloom cloth production. The performance of rest of the cloth/item is insignificant.

ESTIMATED PRODUCTION OF HANDLOOM CLOTHS IN TAMIL NADU - 1999-2000

Variety of Cloth	Item	Production in ('000' metres)
1	2	3
I. COTTON	1. Dhoties	16442
	2. Sarees	64669
	3. Towels	20495
	4. Kerchiefs	1662
	5. Lungies	24800
	6. Bedspreads	5783
	7. Angavastrams	59
	8. Shirtings	2316
	9. Coatings	3705
	10. Gada	16555
	11. Carpet	1468
	12. Curtain Cloth	12
	13. Pillow covers	162
	14. Pavadai and Dhavani	Nil
	15. Others	16320
	TOTAL	174478
II. SILK	1. Dhoties	515
	2. Sarees	7032
	3. Angavastram	125
	4. Pavadai and Dhavani	10
	5. Others	224
		TOTAL
III. ART SILK	1. Dhoties	281
	2. Sarees	9899
	3. Lungies	331
	4. Pavadai and Dhavani	34
	5. Lungies	29
		TOTAL
IV. MIXTURE OF COTTON AND ART SILK	1. Dhoties	9
	2. Sarees	10015
	3. Lungies	10
		TOTAL
V. POLYESTER	1. Dhoties	7
	2. Sarees	468
	3. Shirtings	142
	4. Others	--
		TOTAL
GRAND TOTAL		206609

Source: Department of Economics and Statistics, Chennai-6.

PERFORMANCE OF KHADI AND VILLAGE INDUSTRIES IN TAMIL NADU - 1999-2000

Sl.No.	Industry	Production (Rs.in Lakhs)	Sales (Rs.in Lakhs)	Employment (No.in Lakhs)	Earnings (Rs.in Lakhs)
1	2	3	4	5	6
A. KHADI					
1	Cotton	2782.35	4976.68	0.46	2907.35
2	Wollen	--	142.51	--	--
3	Silk	5373.83	5821.21	0.06	1427.17
4	Muslin	66.10	17.87	0.01	32.44
TOTAL (A)		8222.28	10958.27	0.53	4366.96
B. VILLAGE INDUSTRIES					
(i) MINERAL BASED INDUSTRIES					
1	Cottage Pottery	2290.32	2357.74	1.16	1343.59
2	Lime	1261.55	1261.45	0.20	588.17
(ii) FOREST BASED INDUSTRIES					
1	Handmade Paper	296.23	298.39	0.02	131.82
2	Cane & Bamboo	469.65	493.30	0.15	216.20
3	Cottage Match	943.82	997.59	0.11	286.89
4	Agarbatti	730.58	717.84	0.05	93.53
(iii) POLYMER CHEMICAL INDUSTRIES					
1	Village Leather	4800.99	5233.37	0.56	1615.89
2	NEO Soap	1022.93	909.75	0.13	228.97
3	Polymer & Chemical	118.09	138.88	*	36.68
(iv) AGRO BASED INDUSTRIES					
1	P.C.P.I.	1455.47	1538.21	0.15	405.35
2	Ghani Oil	7056.52	7088.47	0.16	592.41
3	Gur & Khandsari	313.60	323.20	0.03	30.85
4	Palmgur	16483.70	18995.70	5.76	11410.27
5	Beekeeping	659.50	1097.14	0.73	410.15
6	Fruit Processing	377.82	446.89	0.03	57.33
7	Medicinal Plants Collection	70.25	118.75	*	16.32
8	Fibre	421.93	429.23	0.26	144.25
(v) ENGINEERING INDUSTRIES & NON-CONVENTIONAL ENGINEERING					
1	Carpentary & Blacksmithy	6547.62	6840.01	0.44	2600.47
2	Aluminium Utensils	52.17	53.42	*	16.42
3	Electronics	209.64	211.54	0.01	33.77
4	Copper Brass & Bell Metal	41.23	45.34	0.01	15.05
(vi) TEXTILE INDUSTRIES					
1	Textiles	579.38	372.00	0.01	65.96
2	Polyvastra	1633.22	1259.57	0.10	763.95
(vii) SERVICE INDUSTRIES					
		455.55	-	0.06	455.55
TOTAL (B)		48291.76	51227.78	10.13	21559.84
(C) MARGIN MONEY SCHEME					
	(Chennai Region)	105.25	111.17	*	30.01
GRAND TOTAL		56619.29	62297.22	10.66	25956.81

* Less than 500

Note: Performance Overall Tamil Nadu (includes performance of Madurai Region & MMS also)
Source: The Director, Khadi and Village Industries Commission, Chennai.

In the above table , the performance of agro-based and food industries stands out separately followed by Khadi industries. Agro-based industries continue to be a major source of employment to the rural masses by offering employment to more than 7 lakhs persons. Khadi industries offer employment to more than half lakh persons. Palmgur units performance is a highly outstanding and its tops in all the spheres.

CHAPTER - VI

Role & Policy of State/Central Government Departments in the Promotion of SSI in Tamilnadu

The SSI sector comprises Small Scale Industries, Tiny and Ancillary units. At one end there are the rural artisans and at the other end of the continuum are modern high-tech information and technology and biotech units. The inevitability of this sector in the socio-economic welfare of the State is mainly due to its employment and income generation to the rural masses.

Entrepreneurial Training for Women

Under the scheme of training five lakhs women in entrepreneurial skills in five years, the Industries and Commerce Department was allotted a target of 25,000 women for 2001-2002. Out of this, 5,000 women have been trainees under Prime Minister's Rozgar Yojana. The department has spent Rs.80.00 lakhs for training 20,000 women under this Scheme through the District Industries Centres. This scheme will be continued during 2002-2003 also.

Industrial Co-operative Societies

The Industries and Commerce Department has industrial cooperative societies for tea, coir, lock, sago, polythene, matches, brick and synthetic diamond industries. There are 324 Industrial Cooperative societies with a total membership of 61,800 in the State. In general, cooperatisation of industrial activities has been rated as success in Tamil Nadu and it has helped various trades in the rural sector and this Government believes in cooperatisation of industrial activities particularly in the rural areas. Many new Societies are being formed and new area covered. It is a continuous process and much more remains to be done in the next four years. Also steps have been initiated to consolidate the existing societies and their business activities.

Incentives to Small Scale Industries

In order to promote Tiny and Rural Industries, 287 blocks in the State have been declared as Industrially Backward/Most Backward and SSIs located therein are eligible for grant of State Capital Subsidy, Low Tension Power Tariff Subsidy and other concessions. These incentives and concessions are also available to units located in the Industrial Estates and Industrial Complexes sponsored by Government/Government Agencies.

The various subsidies and incentives are listed below:

- a) SSIs located in Backward Blocks are eligible for the State Capital Investment Subsidy at 15% subject to a maximum of Rs.15.00 lakhs.
- b) SSIs located in the Most Backward Blocks are eligible for the State Capital Investment Subsidy at 20% subject to a maximum of Rs.20.00 lakhs.
- c) Special Investment Subsidy at 20% on the fixed assets is available to SSIs engaged in thrust sectors, i.e. electronic and leather industries subject to a maximum of Rs.20.00 lakhs in all the areas of Tamil Nadu.
- d) Special Capital Investment Subsidy at 20% on fixed assets is also available to SSIs engaged in the following manufacturing activities anywhere in Tamil Nadu, subject to a maximum of Rs.15.00 lakhs.
 - 1) Auto Ancillaries
 - 2) Drug and Pharmaceuticals
 - 3) Food Processing Industries
 - 4) Solar Energy Equipments
 - 5) Gold and Diamond Jewellery (for Export only)
 - 6) Jute Processing Industry (In 6 Selected Taluks only)
 - 7) Pollution Control Equipments
 - 8) Sports Goods and Accessories, and
 - 9) Cost effective building material like Aluminium.

- e) Additional Capital Investment Subsidy of 5% is available to the SSIs located in the most backward/backward blocks which employ more than 30% women workers with a ceiling limit of Rs.5.00 lakhs.
- f) SSI units, which set up effluent treatment plants, are eligible for subsidy at 10% on investment of Plants subject to a maximum of Rs.2.00 lakhs.
- g) Generator Subsidy at the rate of 15% on its cost is available to SSIs with an upper limit of Rs.5.00 lakhs.
- h) Low Tension Power Tariff Concession is given to SSIs for the first 3 years of their inception, at the rate of 40%, 30% and 20% of actual energy charges for the first, second and third years respectively with location restrictions.

Other Activities:

Single Window Committee

The District Single Window Committee has been formed having the District Collector as its Chairman. An entrepreneur can give application to this committee for getting necessary clearance at one go.

Prime Minister's Rozgar Yojana Scheme

The Centrally Sponsored Prime Minister's Rozgar Yojana Scheme is implemented to make educated unemployed youth to start their own business many of which are self-employment ventures. Under this scheme training is imparted in any trade in Government recognised/approved institutions. For this year, 20,000 candidates are being assisted through this scheme.

SSI Board

A Small Scale Industries Board is functioning in the State under the Chairmanship of the Minister for Rural Industries. The SSSSI Associations and the Officials of various departments serve as Members in the Board. The Board meets once in three months to discuss policy issues on SSIs and their grievances and recommends to the Government for their redressal.

Testing Laboratories

Private Testing Laboratories charge exorbitant rates when Small Scale Industries approach them for testing their raw materials, products and processed materials under the provisions of statutory requirements. To help Small Scale Industries for better testing on normal reduced rates, this department is running various testing/servicing laboratories in electrical and electronics, electro-medical equipment and chemical fields.

Awards

The State Government have instituted State-level and District-level awards for SSIs, State award for Women Entrepreneur, Award for Quality products and for export oriented SSIs.

Delayed Payment Act

Four Regional Facilitation Councils have been constituted at Coimbatore, Trichy, Madurai and Chennai where delay in payments to Small Scale Industries is adjudicated under the terms of the Delayed Payment Act.

Functional Industrial Estate

There are 8 Functional Industrial estates for Electrical and Electronic industries, which have been established by the Directorate of Industries and Commerce.

The following is the list of institutions, which are dedicated to the objective of support and promotion to small, tiny and rural industrial sector in Tamilnadu.

- Directorate of Industries and Commerce.
- Tamilnadu Small Industries Development Corporation Limited
- Tamilnadu Small Industries Corporation Limited
- Tamilnadu Leather Development Corporation Ltd.,

➤ SIDO Offices and their functions in brief

Their roles are briefly discussed below:

Directorate of Industries & Commerce

The Directorate of Industries and Commerce is the nodal Government agency responsible for planning and implementation of various programmes for small scale and tiny industries. In the past, the role of the Directorate was most statutory and regulatory in nature, sanctioning licence, and issue of raw materials during time of scarcity. It has acquired a development orientation now. Most of the operational powers have been delegated to the General Managers of District Industries Centres and time limits have been prescribed for various Government clearances necessary to an industry. In order to provide escort services to the SSI units effectively, District Industries Centre have been reorganised and separate ESCORT support system has been introduced in each of the District Industries Centre.

The various activities undertaken by the Directorate are as follows:

- ❖ Registration and promotion of small scale, cottage & handicraft industries and Industrial Co-operative Societies.
- ❖ Sanction and disbursement of various subsidies and incentives such as State Capital Subsidy, Generator Subsidy, Power tariff subsidy, Interest Free Sales Tax deferral/waiver for existing units, Margin Money Assistance for sick unit among small scale industries.
- ❖ Offering various testing facilities for chemicals, metals, metallurgical, electrical, electronic gadgets and appliances.
- ❖ Implementation of Centrally sponsored schemes like self-employment programmes for the educated unemployed youth under Prime Minister's Rozgar Yojana scheme (PMRY).
- ❖ Conducting of Entrepreneur Development Programme (EDP).

- ❖ Creating awareness of the various policies and programmes of the Government through seminars and dissemination meets.
- ❖ Providing Escort Services to the Entrepreneurs.
- ❖ Maintenance of Special purpose Industrial Estates for Electrical and Electronics Industries.
- ❖ Providing entrepreneurial guidance through Data Bank and Information Centres and Technical Information Section attached to the DICs.
- ❖ Identification of new areas with growth potential and providing familiarization and Incubator facilities to promising entrepreneurs.
- ❖ Conducting of Techno-economic surveys.
- ❖ Conducting of sample and comprehensive surveys.
- ❖ Development and promotion of cottage and handicrafts industries
- ❖ Training facilities in the field of light engineering tool and die designing.
- ❖ Identification, Declaration and Assistance to sick units.
- ❖ Assistance for import of capital goods, machinery and scarce raw materials.
- ❖ Implementation of Quality Control Act on Electrical Household appliances, etc.
- ❖ Export promotion.
- ❖ Supervision of implementation of Special assistance schemes announced by Government in favour of small and tiny sector units.
- ❖ For the convenience of the entrepreneurs to know the details of schemes and activities of this Department, Internet Web-site facilities are available in the following address:

1. Tndic.org
2. Tamilnaduindcom.org

District Industries Centres

The District Industries Centres (DICs) are functioning in 28 Districts of Tamil Nadu, except Chennai District where a Regional Joint Directorate is set up, to render all help to the entrepreneurs to set up Small Scale Industries. DICs

administer the various incentive programmes such as capital subsidies, fiscal incentives, raw material allocations, power subsidies and the like. The DICs are expected to function as key conduits for information flowing from various channels for dissemination to local enterprises.

To facilitate smooth establishment of small-scale units and to reduce procedural wrangles, the Government has launched Single Window Scheme. The entrepreneurs are assisted in getting clearances from Local Bodies, Town Planning, Pollution Control Board, Public Health, Factories and other Departments and getting power connection by the Single Window authority.

SSI Registration

The Primary objective of the Small Scale Industrial Policy approach of the Tamilnadu Government is to deregulate the sector with a view to remove all impediments in its growth and to ensure that the procedures and formalities do not affect the interests of the Small and Rural Enterprises. The SSI registration forms have also been simplified for this purpose. The Registration procedures has been simplified and provisional registration can be secured even across the table on furnishing certain minimum required details. Lengthy process hitherto insisted for issue of permanent Registration certificate has also been rationalised.

The term SSI applied to units in which the total investment in plant and machinery does not exceed Rs.100 lakhs. In the case of Ancillary units, i.e., which are engaged in the manufacture of parts, components, etc., or rendering of services to the extent of not less than 50% of their production or services to one or more industrial undertakings, the limit on investment in plant and machinery also shall be Rs.100 lakhs. As per revised Policy, the Small Scale Industries that are having investment upto Rs.25 lakhs in plant and machineries (Original Purchase Price) is classified as Tiny enterprises. The target set for issue of permanent registration of SSI certificates for the year 1999-2000 is 30,000 units and 50,000 units towards

provisional registration. As on 31.03.2000, 27,798 permanent SSI certificates and 43,817 provisional certificates have been issued.

Nucleus Cell

Nucleus Cell of this department is engaged in collection of statistics from the registered SSI units through Census and to update the data collected in the Census by means of sample surveys. To facilitate the Third All India Census of SSI units, the frame lists of SSI units registered during the year 1992-93 to 1998-99 are completed. So far 3,54,061 Small and Tiny Units are registered in Tamilnadu upto 31.3.2000.

Purchase preference to SSI Units

Earlier, during 1997, Government issued orders that in respect of 474 items reserved for exclusive purchase from the Small Scale Industries units, 50% of the requirements shall be purchased by open tender and the balance may be purchased from Small Scale Industries units within the State at the lowest prices in the open tender. Subsequently, Government of India published a revised list of 350 items as reserved for exclusive purchase from the Small Scale Industries Units. Government of Tamilnadu reviewed its earlier orders taking into consideration the existing difficult phase through which the Small Scale Industries Units are passing through, and restored the purchase preference for Small Scale Industries units in the State which existed prior to February 1997 vide G.O. Ms. No.195, Finance (BPE) Department dated, 4.5.98 in respect of the revised list of 350 items. The Small Scale Industries all over the State have welcomed this policy stand as a measure of support during the crises hours.

Tamilnadu Small Industries Development Corporation Limited

Tamil Nadu Small Industries Development Corporation Limited (TANSIDCO) a Government of Tamilnadu undertaking was established in October 1970 with the specific object of promoting and developing Small Scale Industries (SSIs) in Tamilnadu and to proliferate SSIs in backward and underdeveloped areas of the State. SIDCO has been implementing a number of schemes for the promotion of Small Scale industries, particularly with a view to generate self employment, technocrats, educated (unemployed) youth and women entrepreneurs. Also with the development of Small Scale Industries additional job opportunities have been created, both direct and indirect, in the State.

The main objective of this Corporation is to stimulate development of industries in the small scale sector with following promotional activities.

1) Creation of Infrastructural Facilities & Provision of Worksheds

One of the major activities of SIDCO is creation of infrastructural facilities like roads, drainage, storm water drains, electrical lights, water supplies etc., in the Industrial Estates. SIDCO identifies and develops Industrial Estates at various locations and provides factory sheds of various sizes along with developed plots with all basic infrastructural facilities and allots them on easy instalment basis/outright sale basis, specially to entrepreneurs who are willing to start Small Scale Industries.

2) Distribution of key/scarce raw materials

The Corporation's endeavour is to ensure that the small scale units get their raw materials at competitive rate from its depots. It is also the policy of the Corporation to increase the coverage of basic raw materials in addition to opening

more number of depots. SIDCO handles the following raw materials: Iron and steel, coke, wax, potassium chlorate, zinc, lead, paper and IPCL products.

3) Marketing Assistance Scheme

The Corporation has taken up this scheme to assist SSI units to market their products at competitive rates without any working capital constraints. Under this scheme, the Corporation participates in the tenders floated by the State Government Departments. Sister concerns and DGS & D on behalf of the SSI units and obtains orders with advance payment. SIDCO envisages to execute orders worth of Rs.500 lakhs for the year 1999-2000.

4) Bill Discounting Assistance

This Scheme is intended to mitigate the financial problems faced by SSI units due to delay in getting payment for their supplies to Government Departments/Undertakings. The scheme will cover bills raised by SSI units for supplies effected to Government Departments/Undertakings. The period of credit to SSI units may range from 45 to 90 days or the credit period provided for, in the purchase order. Under this scheme SIDCO makes payment to the units who have supplied the material to the Government Departments against accepted supply bills to the tune of 80% of the bill value and the balance amount is given after realisation of the amount from the Government Departments. SIDCO charges a small commission for this. This new scheme is hoped to solve the severe working capital problems faced by the SSI units.

5) Export Marketing Assistance

A new scheme has been inaugurated on 2.11.1998 for assisting the small and medium units to find export marketing. SIDCO, in collaboration with TANSTIA-FNF, shall assist the units enrolled with SIDCO by developing web-sites for them and displaying their products on the web-sites and then marketing them effectively.

SIDCO has also been participating in the India International Trade Fair being conducted at New Delhi every year for generating Export enquiries for the benefit of SSI units.

6) Captive Power Plants

Realising the need for uninterrupted and good quality power supply, SIDCO has taken up the issue of establishing Captive Power Plants in major Industrial Estates.

Till recently SIDCO has Branch Offices only at District level. In order to be easily accessible to the entrepreneurs and budding industrialists, SIDCO has opened more Branch Offices at most of the prominent Industrial Estates.

Tamil Nadu Small Industries Corporation Limited

Tamilnadu Small Industries Corporation Limited (TANSI) is a conglomerate of Small Industries Units started during initial Plan periods spread all over the State. TANSI has been supplying goods and services to the State and Central Government Departments, Public Sector Undertakings as well as to general public. Presently there are 31 production units, 3 project cells, and 6 sales centres in TANSI's fold. Apart from the above units, TANSI is having two subsidiary companies viz., Tamil Nadu Paints and Allied Products Limited (TAPAP) and State Engineering and Servicing Company of Tamil Nadu Limited (SESCOT).

Products

The product lines of TANSI can be grouped as below:

Group	Product Lines
Structurals	Heavy structurals, required by sugar mills, cement factories, thermal power stations, tower components required for high tension transmission lines, microwave towers, etc.
Engineering	Light structurals for factory sheds, cinema theatres, school buildings, godowns, etc. Line materials for Electricity Board such as angle cross arms, sheet metal fabrication, manufacture of Bunks, stalls, etc.
Foundry	Machined and non-machined components, C.I.pipes and specials.
Furniture	Wooden furniture, interior decoration, panelling, etc., Steel furniture for domestic, office and hospital uses.
Miscellaneous	Manufacture of India Mark-II Deep well and VLDN hand pumps, spirit based products such as gasket shellac, picture Varnish, assembly of watches of TITAN.

Labour Relations

Presently there are about 1218 employees including factory workers. Cordial industrial relation is being maintained.

Re-organisation

To tone up the administration and to improve the performance of the organisation, re-organisation/ re-structuring at Corporation Office, Regional Office as well as the production units is under way.

Tamil Nadu Leather Development Corporation Limited

Tamil Nadu Leather Development Corporation Ltd., (TALCO) was incorporated as a Government Company in March 1983 with an authorised share capital of Rs.10 crores. The equity participation by Government of Tamil Nadu as on date is Rs.250 lakhs.

Objectives

To develop Leather Industry in Tamil Nadu by

- i) supplying small tanners by supplying raw materials, chemicals, etc., at reasonable rates.
- ii) Assisting artisans engaged in the manufacture of footwear and leather goods by providing a market link.
- iii) Improving the skills and efficiency of small artisans in producing footwear and other leather goods.
- iv) Affording infrastructural facilities to prospective entrepreneurs in Leather Industry, and
- v) Assisting in dealing with the problems of tannery effluents which degrades soil and environment by establishing Common Effluent Treatment Plants at eight locations in Tamil Nadu.

Industrial Estate administered by the TALCO

The Functional Industrial Estate for leather at Madhavaram was taken over by TALCO from SIDCO on 18.6.86. TALCO administers the Estate attending to maintenance by collecting maintenance charges from shed owners. At present 35 sheds are under occupation by entrepreneurs on ownership basis and one shed is retained by TALCO.

Role of TALCO

To supply materials such as chemicals and imported wattle extract to small tanners at reasonable rates, Material Banks of TALCO are functioning at Dindugul, Pernambut, Vaniyambadi, Tiruchirapalli and Ranipet. The turnover of the Material Banks contribute a major portion of total sales of the Corporation. The two Procurement Centres one at Perambur and the other at Salem are functioning to help the artisans.

Leather Units

The four Leather units under the control of TANSI were transferred to TALCO in April 1986. 1) Talco Tannery, Vinnamngalam. 2) Talco Tannery, Madhavaram. 3) Talco Leather Works, Pallavaram. 4) Talco Leather Works, Perambur.

Small Industries Service Institute and its Branches

Background

Small Industries Service Institute (SISI), Chennai functions under Small Industries Development Organisation (SIDO) set up in 1954, under Ministry of Industry, Government of India. SIDO is a wing of the Ministry of Small Scale Industries and Agro & Rural Industries and is headed by Additional Secretary & Development Commissioner (SSI). SIDO is the apex body concerned with formulating the policy and co-ordinating the institutional activities both at Central and State levels for implementing the programmes for development of small scale industries and creation of infrastructure for sustained and organised growth of small scale industries. It aims at achieving these through a net work of Small Industries Service Institutes (SISIs), Branch SISIs, Regional Testing Centres, Specialised Training, Research Development and Design Institutes, Tool Rooms and Foot-wear Training Institutes situated in various States and Union Territories. The SISI at

Chennai covers Tamilnadu and Union Territory of Pondicherry. It has branches at Coimbatore and Tuticorin with a Workshop functioning at Tirunelveli under the Br. SISI, Tuticorin.

Activities of the Divisions

E.I. Division

This division attends to conducting market survey for various products/ services for which preparation of project reports are undertaken by the SISI. This division has been preparing techno-economic survey for various districts in liaison with District Industries Centres and the Director of Industries of the Government of Tamilnadu and Union Territory of Pondicherry. It also coordinates collection of data for Index of Industrial Production concerning SSIs. It acts as nodal point for liaison with SSI Board as a whole on various policies concerned with small scale sector. It also updates State level profiles for small industries of Tamilnadu and Union Territory of Pondicherry every year.

Industrial Management Division

It has been ensured that Entrepreneurship Development Programmes are organized in all the districts of the State every year for the benefit of educated unemployed men and women. Issue of certificates has been computerized. The specially designed software "Training Information System" is an effective tool to keep track of the follow up activities. The follow up action taken on the EDPs has also been stream lined and is being given a higher level of priority.

Management Development Programmes on specialized fields like marketing, finance, communication skills, etc., are conducted to benefit the existing industrialists. Apart from these motivation seminars need-based training programmes at the behest of SIDBI, NABARD, TAHDCO and other agencies are also organized. Training programmes of varied duration are organized in General Engineering, Screen Printing, Leather products and carpentry.

Technical Training Programmes/Job works

Activity	1997-98		1998-99		1999-2000		2000-2001	
	No. of Prog.	No. of Persons trained	No. of Prog.	No. of Persons trained	No. of Prog.	No. of Persons trained	No. of Prog.	No. of Persons trained
EDP	44	1717	50	1724	41	1352	40	1375
MDP	10	265	10	194	10	319	10	233
Motivation Seminars	4	464	2	230	2	428	7	439

Besides undertaking job works in machining, milling, thread cutting, surface grinding, cylindrical grinding, planning and shaping, die works and high precision works are entertained using the CNC Wirecut EDM. A CNC Vertical Machining Centre installed is strengthening SISI in its endeavour to cater to the needy SSIs in a modern way.

Export Promotion

This division is devoted to dissemination of information on export possibilities to the small industries, arranging seminars and conducting export oriented programmes, identifying export worthy products and initiating measures for export promotion.

Chemical/G & C/Metallurgy Divisions

These divisions undertake all promotional work in their respective field like preparation of project profiles, technical consultancy, organising workshops, feasibility study, in-plant study, etc. and also provide many short-term training programmes in the field like Screen Printing, Simple Chemicals, Metal Finishing, etc.

Mechanical Engg. Division

This division undertakes all promotional work pertaining to mechanical engineering industries like preparation of project profiles, technical consultancy in the relevant field, organising workshops/conducting feasibility study, in-plant study, etc., pertaining to mechanising discipline.

Ancillary/Senet Division

The Tamilnadu Sub-Contract Exchange of the Ancillary/SENET division has been created to render services to both small and large scale industries and also with a view to augment the scope of development of ancillary and sub-contracted industries. The division organises periodical buyer-seller meets, develops vendors for large scale industries, organises transfer of technology through Technology Bureau of Small Enterprise (TBSE) registering and computerising the data on spare capacities of the small scale industries and exchanging it with the medium/ large scale industries. Marketing assistance to small scale industries is provided by mailing to the members of computerised tender information for the demand of Railways and other Government departments and public sector undertakings. Complete data on the qualitative and quantitative potential of 2000 and odd small scale industries registered as members of the Exchange is computerised and monitored by the Exchange. SENET is Small Enterprises Information and Resource Centre Net Work – an inter net project launches by Office of the Development Commissioner (SSI), New Delhi in April 1997. SENET aims to pioneer, create and

promote databases and provide information services on products for small enterprise sectors. UNIDO (United Nations Industrial Development Organisation) has chosen TNSX of SISI as pilot subcontract for global Sub-contract Net work. UNIDO normally engages NGOs only, but on the basis of performance, they made an exception to choose TNSX, Chennai.

Courses Offered in the Training Centres of SISI

- Computer Training Courses
- Management Courses
- Travel & Tourism
- Personality Development Programme
- Interior Designing
- Executive Secretaryship
- Catering Technology
- Bakery & Confectionery
- Fashion Designing
- Textile Designing Printing & Dyeing
- Front Office Management & House Keeping
- Cookery & Bakery
- Cosmetology
- Food Production
- Food & Beverage Service
- Modern Knitting Technology
- Knitwear Quality Control and
- Tailoring

Computer Centres' Addresses & Phone

ADDRESS	PHONE NO.
Guindy 1. SISI, 65/1, GST Rd, Guindy, Chennai 32	(044)2310722 (044)2313470
2. III Floor, Race View Tower, 71 Mount Road, Chennai 32	(044)2330637
Adyar 73 I Floor, LB Road, Adyar, Chennai 20	(044)4422202
Madipakkam 62/5, Madipakkam Main Road, Chennai 600091	(044)2471722
Mount Road 23 Narasingapuram St, Mount Road, Chennai 32	(044)8533748
Mylapore SMS Complex, Royapettah High Road Mylapore, Chennai 4	(044)4983707
Nungambakkam 309 Valluvarkottam High Road, Nungambakkam Chennai	(044)8278043
Padi 853, MTH Road, II Floor, Lakshmi Bala Hospital, Padi, Chennai 50	(044)6230670
Pazhavanthangal 16, College Road, Pazhavanthangal Chennai	(044)2310183
Purasawalkam 1.198 I Floor, Purasai High Rd, Purasawalkam, Chennai	(044)5327057
2. 9, Thackers St, Purasawalkam, Chennai	(044)6415013
Royapuram 512 TH Road, Royapuram, Chennai 13	044) 5962078
Tambaram Chandra Towers, 4, Rajaji Rd, West Tambaram, Chennai	(044) 2419138
Chidambaram 10, Pachayappa School St, Shun complex, Chidambaram	22001
Coimbatore 1. Br.SISI Campus, 386, Patel Road, Ram Nagar, Coimbatore	(0422)232099 (0422)233956 (0422)230426
2. 473-A, Avinashi Rd, Peelamedu Coimbatore	(0422)561315
Dindigul 7 LGB Compound Mingles Rd, Dindigul	436717
Erode 68-A, Sathy Road Erode	219275
Hosur Ganesh Complex SBI ST, Old Bangalore Road, Hosur	43735
Kancheepuram Pattuganapathy Complex 458, Gandhi Road, Kanchipuram	34946

ADDRESS	PHONE NO.
Kumbakonam 182 II Floor, Sivapuram Towers, Tiruvidaimaruthur Road, Kumbakonam	433743
Madurai 1. Indl Estate, K Pudur, Madurai	(0452) 561767
2. 52, North Veli St, Madurai 625001	(0452)747422
Marthandam opp.LMS Girls Hr.Secy School Main Road, Marthandam	672828
Nagercoil 158, K P Road, Nagercoil	24690
Pondicherry SISI, Thattanchavadi Indl Estate, Tindivanam High Road Pondicherry	254527
Pudukottai 3211, East Main Road AVM Complex, Pudukottai	26600
Salem II Floor, Ratna Complex, Five Rd,Salem	430087
Thanjavur 927 I Floor, PLK Towers, East Main St, Thanjavur	39372
Theni 16 A, II Floor, NPR Jewellers Complex, Theni 625531	04546 - 61643
Tirunelveli Genl Engg. W/s, 7&8 Indl Estate,Pettai, Tirunelveli	342137
Palayamkottai No.20 North High Ground Road, Palayamkottai 627 002	581014
Tiruvannamalai 66, Kattabomman St, Tiruvannamalai	22809
Trichy TAB Complex, I Floor, Williams Rd,Trichy	415319
Turticorin SISI, 76, CGE Colony, Tiruchendur Road, Lavenjipuram, Tuticorin	328076 322345
Vellore B-26, I Floor Lakshmi Theatre Complex, Officers Line, Vellore	212889
Rajapalayam 138 F, SKM Complex, Kamaraj Nagar, Rajapalayam	(04563)532396
Dharmapuri No.13, II Floor, Pennagaram Rd, R.P.Complex, Dharmapuri 636701	25784
Arni 55, P K G Complex, II Floor, S M Road, Rajeshwari Theatre, Arni	25744
Mayiladuthurai 1/B-1 State Bank Road, Mayiladuthurai 609001	04364-42939 9842472004 9842423885
Namakkal 26, Palaniappa Building, Thallaipuram, Paramathi Rd, Namakkal 1	34940
Thiruvallur Rajaji Salai, Thiruvallur	

ADDRESS	PHONE NO.
Karur 31 D/1, North Prathakshanam Road, Karur 1	04324-330152
Poonammalee 11, Perumal Sannathi St, Poonamallee, Chennai 56	6273028
Karaikal 370, I Floor, Bharathiyar Rd, Near Bus stand, Karaikal 1	
Virudhunagar 169 A, Pullali Kottai Rd, Near old bus stand Virudhunagar	343723
Kovilpatti Solai Krishna Complex 6/67 B, Main Road, Opp.Lakshmi Mills Kovilpatti 628502	
Ramanathapuram 11, Near Place Sheif Road, Ramanathapuram 2	
GUDIYATHAM 2, I Floor, New Bus stand, Gudiyatham 1	
Ariyalur 26-A, Thirumannur Road, Near Bus stand Ariyalur	
Perambalur Sherif Complex NSB Road, Old Bus stand Perambalur 1	
Polur 33, Diversion Road, Kurinji Supermarket upstairs, II Floor Polur 606803	23700
Tirupathur 3, Palanisamy St, Vaniyambadi Road Opp. to Sha College Tirupathur Vellore	25784
Rasipuram 343, KRN Complex, II Floor, Anna salai, Near New bus stand Rasipuram 637408	326392
Villupuram I Floor, Kannappan Layout, Near Hari Hospital, old Bus stand, Villupuram	

**Catering & Fashion Designing, Interior Decorating,
Textile Printing & Dyeing and Tailoring Centres'
addresses & Phone No.**

Guindy SISI, 65/1 GST Road, Guindy Chennai 32	2341011
T. Nagar 1/15, II Floor, Pinjala Subramanian St, (Road behind old Nalli Silk), T.Nagar Chennai 17	4337644
Coimbatore Branch SISI, 386, Patel Road, Ram Nagar, Coimbatore 9	233956
Tirupur 44 C, Kamaraj Nagar, I street, Tirupur 1	473847
266, P N Road, Opp. Dr. Kichuppan Hospital, Tirupur 641602 (knitwear quality control, Modern knitting Technology courses only)	
Madurai C/o SISI, SIDCO Indl Estate, Matuthavani, Near TTC Bus stop K Pudur	567186
Ooty 5 A, I Floor, St. Marys Parish Hall Building, Hill post, Ooty 1	451660
Trichy Padmam Thaiyal Palli 41, Siva Complex, I Floor, No.3, Bishop Road, Pudur, Trichy 620017	
63 A, Tamil Solai, Nangavaram Po Karur 639110 (Catering Technology, Food production courses only)	
Vallioor Main Road, Samathanapuram (Othakadai), Vallioor, Tirunelveli	04637-22794
Kancheepuram Kadalure Village, Koovathur Post, Cheyyar Taluk Kancheepuram	234146

Cosmetology Training Centres' addresses & Phone No.

Chennai 27, Adyar Bridge Road, Adyar, Chennai 20	4465980
8, (Old No.85) IV Main Road, Gandhi Nagar, Chennai 20	4901458 4422833
Pondicherry La Sundarie, 14, 3 rd Cross st, Anna Nagar, Pondicherry 5	203640

Management Education Centres' addresses and phone No.

Chennai SISI, 65/1 GST Road, Guindy Chennai 32	2341011
49/1, Habibullah Road, T Nagar, Chennai 17	8238597 8280127
Coimbatore Branch SISI, 386, Patel Road, Ram Nagar, Coimbatore 9	233956
Madurai C/o SISI, SIDCO Indl Estate, Matuthavani, Near TTC Bus stop K Pudur	567186

Electronic & Refrigeration and Electrical Training Centres' addresses and phone no.

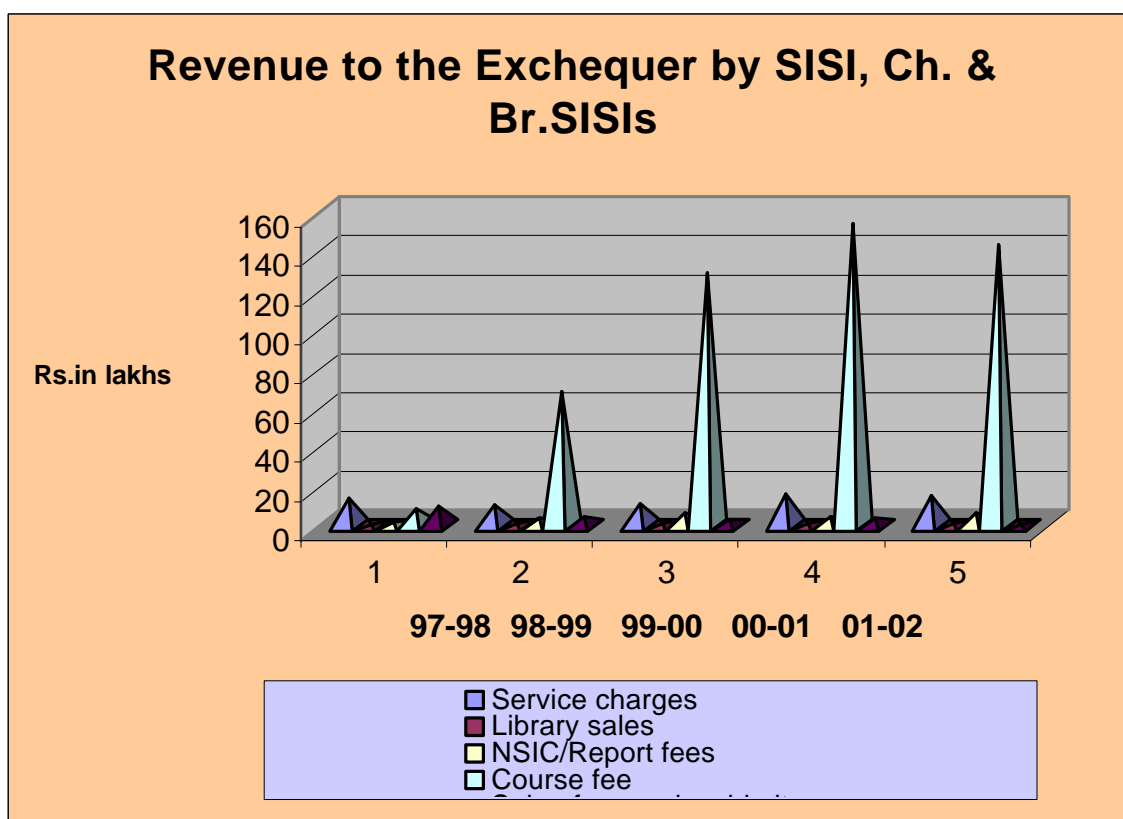
Chennai SISI, 65/1 GST Road, Guindy Chennai 32	2341011
23, 3 rd Floor, Narasingapuram St, Mount Road Chennai 2	8547664 8533748
Coimbatore Branch SISI, 386, Patel Road, Ram Nagar, Coimbatore 9	230426 233956 232099
Pondicherry SISI, Thattanchavadi Indl Estate, Tindivanam High Road, Pondicherry	24852

Herbal Medicine Course Centres' addresses and phone no.

Chennai Ameer Clinic Complex Cresent Court Building 963, Poonamallee High Rd, Chennai 84	6614485 8525638
Madurai Dr. Ameer Clinic Complex, 152 A, North Veli St, Madurai 625001	621088 631088

Revenue to the Exchequer by SISI Chennai including Br. SISIs attached to it:**Rs. In Lakhs**

Revenue Head	Years				
	97-98	98-99	99-00	00-01	01-02
Service Chargers	14.00	10.77	11.15	16.11	15.15
Library Sales	0.41	0.82	0.87	0.98	1.13
NSIC/Feasibility Study Report Fees	1.62	3.86	6.50	4.47	6.20
Course Fee	8.39	68.56	129.29	154.32	143.46
Sale of Unserviceable Items	10.08	4.70	3.00	3.76	0.20
Total Revenue	34.50	88.71	150.81	179.64	166.14



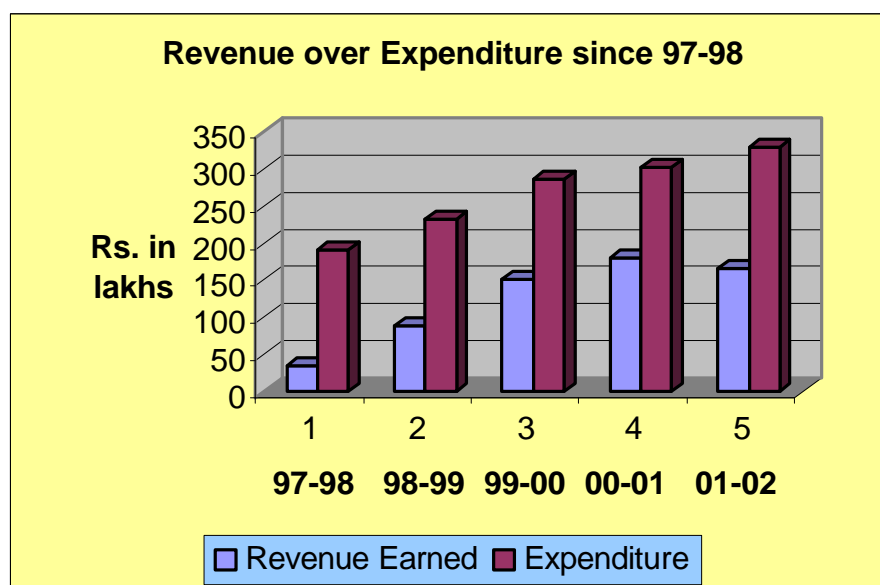
Expenditure

Expenditure Head	Rs. In Lakhs				
	Years				
	97-98	98-99	99-00	00-01	01-02
Salary	163.38	191.63	207.95	180.75	202.06
Over-time allowances	0.13	0.11	0.03	0.61	0.93
Travelling expenses	3.89	3.01	5.96	5.00	4.72
Office expenses	20.34	21.32	29.83	30.00	36.00
Raw Material	1.13	1.02	2.13	2.85	2.96
Plan & other expenses including Br. SISI, Tuticorin	2.31	16.43	41.77	83.21	83.35
Total Expenditure	191.18	233.52	287.67	302.42	330.02

Revenue over Expenditure since 1997-98

Rs. In Lakhs

Head	Years				
	97-98	98-99	99-00	00-01	01-02
Revenue Earned	34.50	88.80	150.81	179.64	166.14
Expenditure	191.18	233.52	287.67	302.42	330.02
Revenue as % of Expenditure	18.05	38.03	52.42	59.40	50.34



Workshop Division

The Workshop is equipped with various machinery for undertaking job works in machining, milling, thread cutting, surface grinding, cylindrical grinding, planning and shaping operations. The Workshops has also been equipped with CNC Wire Cut EDM for undertaking Die works and other jobs requiring higher accuracy. Besides undertaking job works, the workshop also provides advanced training in the operation of machines for 6 months apart from inspection and quality control courses of 6 months duration. There is a section for Metal Finishing and other trades like Screen Printing, Leather Products, Carpentry, etc.

Co-ordination Division

This division co-ordinates NSIC enlistment cases and also relating to forwarding viability reports on proposals to banks whenever referred to by the banks.

Details of Consultancy Services Provided by SISI

a. General Consultancy

SISI, Chennai provides general consultancy at its premises itself whenever visitors call on the experts at SISI. It also provides consultancy services through correspondence whenever the needy write to SISI. Consultancy is also given by the experts at the premises of the firms by visiting the same.

b. Consultancy at Tamilnadu Small and Tiny Industries Associations (TANSTIA)

TANSTIA has got an arrangement with SISI according to which officers of SISI sit in the premises of the Association at regular intervals to counsel the parties contacting TANSTIA for technical consultancy.

c. Consultancy for ISO 9000

14 officers of SISI, Chennai have been trained as Lead Auditors for ISO 9000. These Lead Auditors extend advice to the units seeking award of ISO 9000 certification. The rates charged are nominal when compared to the prevalent market rates. Guided by the Lead Auditors of SISI 16 units have so far been awarded ISO 9000 certification and 92 units are in the process of obtaining the certification. Awareness programme on ISO 9000 are conducted periodically.

d. ISO 14000

20 officers of SISI trained and certified by Environmental Auditors Registration Association (UK) through Safety Environment Quality Management Ltd. (SEQM), UK are authorized as Team Members for Environmental Impact Assessments/Statements for industrial establishments at nominal rates.

e. Energy Auditing

SISI, Chennai has been listed as authorised Energy Auditors by Tamil Nadu Electricity Board, SISI, Chennai undertakes Energy Auditing even for large and medium units at a nominal charge. Ten units have undergone Energy Audits by SISI, Chennai so far.

e. Other Activities

Under consultancy services, SISI, Chennai also undertakes Study of units for enlisting for NSIC. In the process, SISI assesses the capacity and capability of the manufacturers for products against standard specifications. SISI, Chennai also study the units at the request of the bankers for assessing technical feasibility and market viability for products. Inplant study has also been undertaken to suggest modernisation or energy conservation, etc., Sick units are being studied for rehabilitation and reports forwarded to the appropriate authorities by the SISI. SISI, Chennai is also offering consultancy on identification of product line and preparation of project reports.

f. Library

SISI, Chennai has got a Library, which has 3,000 number of volumes with most modern books on Small Industry Management. 1,683 Ready-made project reports are kept in the Library for ready reference to entrepreneurs to select project reports. The Library is open to public for reference. Library is also equipped with Audio/Video equipments and also modern office automation equipments like Photocopier, etc., Publications of various government departments are also available in the library, where visitors can take copies of the extract of the publications at nominal cost. Latest Power Point equipments with screen, etc., are also available for making presentation. These services are being availed by State Government departments also.

Br. SISIs

Br. SISI, Coimbatore and Tuticorin do all the activities mentioned above with special emphasis to local needs. Testing: Br. SISI, Coimbatore has full-fledged testing Centre for Pumps and Motors apart from testing foundry items and chemicals. The testing laboratory is recognised by BIS. These services are availed by small industries of Coimbatore, where cluster of units manufacturing pumps and motors is predominant.

On the whole, SISI, Chennai has been making significant contribution of the SSIs by its quadrilateral of activities.

CHAPTER - VII

SCENARIO OF THRUST AREAS IN TAMILNADU – NEW INVESTMENT OPPORTUNITIES

ELECTRONICS & SOFTWARE

BACKGROUND

Electronics has emerged as the fastest growing industry. Abundant availability of highly skilled labour at relatively low wage rates make India in general and Tamilnadu in particular, an attractive investment destination. As a result, software development have emerged as potential investment opportunities.

PRESENT SCENARIO IN TAMILNADU

Govt. of Tamilnadu has identified Electronics & Software as thrust industry eligible for a special package of support including incentives and infrastructure support. Traditionally, Tamilnadu is known for abundant availability of highly qualified and productive manpower required in Electronics & Software industry. Tamilnadu offers a number of competitive advantages for setting up Electronics and Software industry.

Chennai - emerging as second silicon valley.

Chennai - has the largest number of software professionals in India.

Chennai - the largest mainframe capacity in the Country.

Chennai - the largest exporter of computer hard discs.

Chennai - offers a number of value added communication facilities including ISDN service, Video conferencing facility, Hi-speed international data communications, VSAT services, etc. In consumer electronics Chennai has emerged as a major production centre. MNCs like Matsushita, LG, Daewoo, Samsung are currently in the process of setting up consumer electronics products manufacturing facility. Chennai has become the operational base for several software companies: Dun &

Bradstreet, TCS, Pentafour, RAMCO, DSQ, Citibank, Singapore Airlines, Alcatel (coming up), etc.

AUTOMOBILE COMPONENTS

BACKGROUND

Indian Automobile Industry has been witnessing a boom in the post-liberalisation era. Several international automobile manufacturers are in the process of setting up production centres, in the country. Some auto majors like Ford, Hyundai, Daewoo, General Motors, Benz, Fiat, Mitsubishi, Toyota, Suzuki, Honda, etc. are setting up projects for manufacture of passenger cars. India is perceived as an attractive location since it offers a large market.

As a result of Automobile boom, the auto components industry has been witnessing unprecedented compounded annual growth of 27% per annum since 1992. Govt. of India has recently announced the Automobile Policy, which stresses the gradual indegenisation of automobile manufacturers. The high growth in automobile industry has translated into opportunity for automobile components industry also.

TAMILNADU SCENARIO

Tamilnadu has traditionally a strong base in auto components industry. The share of Tamilnadu in components manufacturing is about 35% of All India production, i.e. about 35% of All India production i.e. about US \$ 1.00 billion. Tamilnadu houses 3 large automobile components group: The T.V.S. Group, The Amalgamations Group and The Rane Group which together contribute to 27% of All India automobile components requirement. Export of auto components from Tamilnadu accounts for around 50% of the country's export.

Currently, Ford, Mahindra, Hyundai Motors & Hindustan Motors, Mitsubishi are setting up car projects at Chennai. Besides, Ashok Leyland in collaboration with Iveco is setting up another production facility for Trucks, Amalgamations, is currently

expanding its Tractors manufacturing facility. In this setting, auto components industry in Tamilnadu is on the threshold of rapid expansion.

POLICY INITIATIVES

Given the competitive advantages of Tamilnadu in auto components industry, Govt. of Tamilnadu has identified this sector as a major thrust area and has given an attractive package of incentives to bolster the growth of this industry. Dedicated industrial parks with state of the art infrastructure facilities are being set up at Irungattukottai, Sriperumbudur and Maraimalainagar near Chennai for locating automobile ancillary projects.

To augment availability of skilled manpower, automobile engineering has been included as one of the courses offered in Technical Educational Institutions.

PROJECTS PROPOSED

Tamilnadu offers excellent opportunities to set up components manufacturing in the following areas:

1. Automotive Rubber components
2. Aluminium Cast components
3. Friction products
4. Electrical parts
5. Car air-conditioning

AGRO AND FOOD PROCESSING

BACKGROUND

India is ranked second in terms of available lands and in production of fruits and vegetables in the world. However, in spite of wide variety and vast quantity that it produces, less than 1% of the fruits and vegetables are currently processed for manufacture of value added food products. Potential remain largely untapped thus offering vast vistas of opportunities to investors.

TAMILNADU: INDUSTRY SCENARIO

Tamilnadu is gifted with 6 diverse agro climatic conditions and 33 river basins. Tamilnadu has fairly rich reserves endowment position in terms of agriculture products. Following table summarises the position of Tamilnadu at all India level:

Products	Rank of Tamilnadu
Banana	I
Other citrus fruits	V
Tea	III
Coconut	II
Turmeric	II
Tapioca	I
Orange	IV
Mango	II
Coffee	III
Groundnut	II
Pepper	II

Tamilnadu has a large bovine population and produces about 3.95 million tonnes of milk. Tamilnadu has a large poultry population and ranked second among Indian states with an annual production of 3.0 billion eggs. All these offer an excellent investment opportunity for setting up Food Processing Industry to manufacture value added products.

Tamilnadu Corporation for Industrial Infrastructure Development Ltd., (TACID) has promoted an Agro Park at Nilakkottai in Dindigul District which offers industrial plots with infrastructure facilities for setting up Food Processing Projects.

POLICY INITIATIVES

Govt. of Tamilnadu has identified Food Processing as a thrust industry in its Industrial Policy thereby making it eligible for attractive investment package and support.

To encourage Floriculture, Government of Tamilnadu has recently announced Floriculture Policy which offers special incentives to investors.

To minimise the wastage of agro products, Govt. of Tamilnadu is in the process of setting up a Cold Storage chain facility. TIDCO is in the process of establishing Floriculture Infrastructure Park to give boost to this industry.

PROJECTS PROPOSED

The projects proposed for private sector participation include:

1. Cold chain linking production with marketing and export centre
2. Integrated Floriculture Project with tissue culture laboratories.
3. 100% EOU chicken processing project.
4. Freezed dried food products.

PETROLEUM & CHEMICALS

BACKGROUND

Hydrocarbon sector offers significant business opportunities in India due to growing demand for petroleum products. It is expected to reach a level of about 103 million MTs by the year 2003-04. The New Hydrocarbon Policy of Govt. of India encourages investment in oil exploration as well as in refining industry. Opening up of the refinery sector to private sector is intended to encourage vertically integrated international oil companies to invest in both upstream and downstream sectors. Apart from refinery sector, petrochemical is another promising area offering attractive investment avenues. The demand for petrochemical is fast increasing and the annual growth rate is 15%.

PETROCHEMICAL SCENARIO IN TAMILNADU

Tamilnadu has fairly large manufacturing capacity in refinery, fertilizers, petrochemicals and plastics. The Chennai Petroleum Chemical Limited has embarked on an ambitious programme to expand its refining capacity and to set up a 100% EOU refinery. Tamilnadu has large concentration of petroleum and

chemical industries at Chennai, Cuddalore and Tuticorin. Two additional refineries have been proposed to be set up by Pennar Refineries and Aban Lloyd Chiles. New investment to the tune of Rs.394 billion have been proposed for creating additional capacity in basic chemicals, petroleum products, fertilisers and pharmaceuticals.

New projects in pipeline are : Dupont Nylon 6.6, Norsk Hydro(PVC), SPIC(PTA/PFY).

GOVERNMENT INITIATIVES

TIDCO is currently developing a Petrochem Industrial Park in an area of 7,155 acres at Ennore near Chennai. In addition, TIDCO is currently in the process of establishing a LNG project at Ennore Satellite Port with storage and handling facilities. A chemical storage facility is also being set up as a part of the petrochem park.

PROJECTS PROPOSED

Naphtha Cracker 0.5 million MT/year Ethylene capacity and downstream petrochemicals.

Aromatic complex

PVC/VCM	150000 TPA
Polypropylene	150000 TPA
MEG	150000 TPA

INVESTMENT OPPORTUNITIES IN ROAD SECTOR

BACKGROUND

Tamilnadu ranks second among the Indian States in terms of road network. Tamilnadu has 2,04,475 Kms. of road length of which 1,48,472 Kms. constitutes surfaced roads. The road length per 1,000 sq.kms. in Tamilnadu is 1,572 as against the all India average of 663. Tamilnadu has a well spread out network of roads connecting every nook and corner of the State. In addition, Tamilnadu has 2,002 Kms. of National Highway linking major cities of Tamilnadu with the rest of the

country. The annual growth rate of road traffic is around 10% and the current boom in the automobile sector may even increase the future growth rate of road traffic.

GOVERNMENT OF TAMILNADU - INITIATIVES

Recognising the need to expand the road network and to increase their traffic handling capacity, Govt. of Tamilnadu has identified roads as a priority area and is in the process of formulating a new policy which lays down the guidelines for project identification, selection of promoters, evaluation of bids, land transfer, toll and regulatory framework. Government has recently constituted a separate wing with a Chief Engineer for BOT projects in roads.

GOVT. OF INDIA INCENTIVES FOR ROAD PROJECTS

- ❖ A five year tax holiday,
- ❖ Reduction of customs duty on construction equipment
- ❖ Streamlined clearance procedures,
- ❖ Concessions for en route support facilities like restaurants, motels, fuel stations and shopping malls and
- ❖ 40% tax deduction on income derived by financial institutions from funding infrastructure projects.

PROJECT PROPOSED

Govt. of Tamilnadu has identified the following road projects for private sector participation:

1. Construction of an elevated Expressway connecting Chennai port and Poonamallee.
2. Construction of an elevated Highway along Ennore Expressway.
3. Construction of Kosathalayar Bridge at Km. 26/4 of NH 5.
4. Linking of major Easter Ports(Cuddalore to Nagapattinam)
5. Four laning from Poonamallee to Hosur(Along NH 4, 46 & 47)
6. Four laning from NH 45 from Pukkathurai to Tiruchi
7. Four laning of Tiruchi-Viralimalai-Madurai road
8. Improvements to Thoppur-Mettur-Bhavani Road

9. Improvements to Madurai-Tuticorin road
10. Improvements to Tirunelveli-Shenkottai road

POWER

BACKGROUND

Electricity is one of the most important infrastructure inputs. The vast Indian Electricity Market today offers one of the highest growth opportunities for private sector developers. Indian power sector has been characterised by shortage of supply vis-à-vis demand. During 1996-97, energy shortfall was 47.6 billion K.wh. i.e. 11.5% of the total demand; whereas the peaking shortage was 11500 MW(18.0%). As per National Power Plan 1997 projections, the additional generating capacity required to be created during 1997-2012 is 15373 MW. Investment requirements to create this additional capacity is about Rs.10 Trillion - US \$ 275 billion. During the post-liberalisation era, power sector has been attracting substantial amount of investments in generation. Tamilnadu is one of the few states having comfortable power situation.

TAMILNADU SCENARIO

At present, Tamilnadu has an installed capacity of 6908 MW and the demand for power in Tamilnadu is growing at the rate of 500 MW per annum. To meet the growing demand, Tamilnadu Electricity Board has proposed to add 12,650 MW through private sector power projects. TIDCO has recently finalised 20 short gestation power projects, with total capacity of around 2000 MW.

INVESTMENT OPPORTUNITIES IN TAMILNADU

TNEB has identified following hydel projects for exploitation by private sector:

1. Shanmuganadhi HEP	30 MW
2. Nirar-Nallar HEP	250 MW
3. Kundah Ultimate Stage Pumped Storage HEP	1000 MW
4. Bhavani-Kattalai Barrage 1 HEP	30 MW
5. Tambraparani Dam HEP	40 MW
6. Papanasam Addl. Power House	40 MW

Apart from the above investment opportunities in generations, Tamilnadu offers attractive avenues for private sector participation in T & D and Renovation as hereunder:

Erection of transmission lines from new power projects: IPPS : Rs.50.0 billion

Renovation & Modernisation of old thermal power stations : Rs.2.5 billion

Apart from the above projects, following are in tender stage in TIDCO:

1. LNG terminal with an integrated power plant of 2000 MW capacity.,
2. Jayamkondam Lignite Project of 500 MW capacity including Mining of Lignite.
3. Municipal solid waste (MWS), power projects with 1000 tpd of MSW at two locations in Chennai.

PORT DEVELOPMENT

BACKGROUND

The long coastline of India is dotted with 11 major ports, of which two i.e. Chennai and Tuticorin are located in Tamilnadu. The total cargo handling capacity in these 11 major ports are 1187.8 million MT whereas the cargo handled during 1996-97 was 227.2. million MTs. The capacity utilisation achieved was 121%. This results in over stretched berths leading to pre-berth delays and long ship turn around time. During the year 2001, cargo traffic in India is projected to touch 380 million tonnes.

PORTS OF TAMILNADU

Tamilnadu has a long coastline of 1000 Kms. with two intermediate ports at Cuddalore and Nagapattinam and seven minor ports at Rameswaram, Pamban, Valinokkam, Colachel, Kanyakumari, Poonakayal and Ennore. In the post-liberalisation era, Tamilnadu has been attracting substantial investments in various industrial projects. Currently, investments of about US \$ 34 billion are under various stages of implementation giving impetus to the industrialisation of Tamilnadu. Of this, power projects constitute about 50% chemicals and petro-chemicals 25%, automobiles, 8% mining 5%, etc. All these new projects depend on port facilities. Policy initiatives to upgrade facilities in the minor ports, Govt. of Tamilnadu has constituted Tamilnadu Maritime Board. The key aspects of Govt. of Tamilnadu's port development initiative includes:

- ❖ Intermediate and minor ports can be upgraded through ICB route on BOT/BOO basis.
- ❖ Investors have leeway in fixing tariff for port services.

Govt. of Tamilnadu proposes to offer the following projects on BOO basis through ICB route.

- ❖ Upgradation of Cuddalore and Cheyyur as major ports.
- ❖ Upgradation of port facilities at Colachel and Nagapattinam.

Besides, TIDCO is in the process of setting up a LNG terminal with handling/storage facilities at Ennore Satellite Port with a power project based on imported LNG. Feasibility studies are currently underway to identify opportunities in upgrading the port facilities in other minor ports of Tamilnadu.

MINING & MINERAL BASED PROJECTS

BACKGROUND

India is well endowed with substantial mineral resources and a high geological potential which is yet to be fully explored and exploited. India currently produces 84 different types of minerals of which 4 are fuel minerals, 11 metallic minerals, 49 non-metallic minerals and 20 mining minerals. The gap between projected demand and supply is widening in respect of number of minerals. Though India exports a number of raw processed minerals it continues to be a net importer of metals.

Foreign equity upto 50% in the mining sector is permitted on an Automatic Approval basis except for precious metals and stones. The growing demand for processed minerals and metals offers attractive investment opportunities in investors.

SCENARIO IN TAMILNADU

Tamilnadu has abundant reserves of iron ore, lignite, graphite, lime stone, magnesite, etc. Tamilnadu has 450 million MTs of magnetite quartzite iron ore deposits in Salem, Tiruvannamalai and Dharmapuri districts. The iron content in the ore is in the range of 35 to 40%. Technical studies of these mineral deposits have confirmed the viability of mining operations.

Tamilnadu has vast reserves of lignite in tertiary formation in Cuddalore - Jayamkondam and Mannargudi in Tiruvarur district. The geological reserves of lignite is estimated to be in the range of about 24,000 million MTs. Tamilnadu has about 4.0 lakh tonnes of graphite concentrates as recoverable reserves. TAMIN has already set up a graphite benefaction plant to supply graphite concentrate for down stream industries for manufacture of graphite based products.

Apart from the above, Tamilnadu has large reserves of Granite which are currently exploited by TAMIN and private sector industries. Tamilnadu exported

granite products valued around Rs.6.0 billion i.e. rough blocks and value added products during 1999-00.

PROJECTS PROPOSED

- ❖ Govt. of Tamilnadu invites private sector participation in granite projects
- ❖ Integrated iron ore mining beneficiation and palletisation project of 1.0 million MTs
- ❖ Integrated mining and lignite and power generation project.
- ❖ Value added Graphite products.
- ❖ Heavy minerals separation plant near Tuticorin.

INDUSTRIAL PARKS

Integrated Industrial Parks serve as incubators to new industries and facilitate healthy industrial development. The importance of Industrial Parks can be understood from the fact that Asian Tigers like Malaysia, Singapore, Indonesia and Thailand have used them successfully as engines of growth. Considering the tremendous leveraging the parks would have in syndicating foreign and local investments through new projects and the fact that infrastructure in each park would account for sizeable investment flows & employment generation, it becomes imperative to develop industrial parks with state-of-the-art facilities. Private sector can play a key role in developing such industrial parks.

TAMILNADU SCENARIO

Tamilnadu has at present about 120 industrial parks developed by various agencies like SIDCO, SIPCOT, Directorate of Industries & TACID, besides, a number of private industrial parks. Of late, TIDCO has entered this area and is currently developing 3 industrial parks with state of the art infrastructure facilities. Dedicated industrial parks are being developed by TIDCO for floriculture at Hosur and automobile components at Maraimalai Nagar near Chennai. Besides, SIPCOT is in the process of acquiring and developing industrial parks of about 5,000 acres in the outskirts of Chennai and in Coimbatore. These parks will be endowed with facilities like assured water supply, power, access to National Highways, road links, integrated facilities, banks, etc. Since the demand for plots in the industrial parks is growing, there is a need to develop more such parks with private participation.

POLICY INITIATIVE

Govt. of Tamilnadu is currently in the process of evolving a policy for encouraging private participation in industrial park development. As a single window approach, Govt. is in the process of creating industrial parks development authority with dedicated powers to grant all necessary clearances for industries within the park. Govt. of Tamilnadu has recently enacted Tamilnadu Industrial Township Area Development Authority Act 1997 to provide such a single window facility in notified industrial parks. Apart from these, Govt. is currently formulating a package of assistance including incentives for private sector developers.

PROJECTS PROPOSED

Industrial parks being offered to private sectors are:

Nemili Satellite Township near Chennai(2400 acres)

Sriperumpudhur Industrial Park by SIPCOT

TACID Oragadam Industrial Park

Coimbatore Industrial Park of SIPCOT

LEATHER INDUSTRY

Indian leather industry is one of the most vibrant sectors contributing substantially to GDP, employment generation and exports. India has the largest bovine population in the world. Even though leather industry is fairly old in India, our share in global market continues to be around 4.5%.

TAMILNADU SCENARIO

Tamilnadu has around 70% of the Leather Tanning Capacity in India. The annual turnover of Leather Industry sector in the State is Rs.45 billion. Of this, Tamilnadu exported US \$ 1000 million worth of leather products during 1999-00. Considering the rich resource endowment position and availability of skilled manpower, leather industry in Tamilnadu is poised to scale new heights. Export of leather products from Tamilnadu is projected to reach US \$ 3.5 billion by 2004-2005.

Considering the potential of this sector, Govt. of Tamilnadu in its industrial policy has identified Leather industry as a thrust sector and accords an attractive package of assistance including incentives. Both TACID & SIDCO under Govt. of Tamilnadu are in the process of setting up Functional Industrial Estates dedicated to leather industry with supporting infrastructure like Common Effluent Treatment Plant, etc.

INVESTMENT OPPORTUNITIES

Traditionally, Tamilnadu is known for manufacture of finished leather and footwear components. In the recent years, Leather garments industry is also fairly well developed and has emerged as major foreign exchange earner.

- ❖ Though footwear components industry is fairly well developed, a substantial amount of footwear components are currently imported. There is considerable scope for indigenous manufacturing of such footwear components. An integrated footwear components project to supply a variety of components is an attractive investment avenue in Tamilnadu.
- ❖ Manufacture of full shoes is another attractive area for investment. Footwear industry in Tamilnadu is currently poised to achieve forward integration and manufacture of complete shoes for exports.
- ❖ An integrated tannery to manufacture a variety of finished leather and leather goods is another promising opportunity.

TEXTILE INDUSTRY

Textile industry is one of the traditionally well developed industries in Tamilnadu. Tamilnadu has a strong production base and accounts for about 1/3 rd of Textiles production in the country. The net value added in Textile industry in Tamilnadu is about 37.5%. the highest in the country. Textile mills are concentrated in Coimbatore-Manchester of South India, Rajapalayam, Karur and Erode. Tamilnadu has around 1,400 textile mills of which spinning mills alone is 650 with an installed spinning capacity of well over 13.0 million spindles. The position of textile industry in the state is summarised hereunder:

	Share of Tamilnadu(%)
No. of textile mills	44%
Spinning capacity	33%
Yarn production	35%
Cloth production	11%

Besides the above, Tamilnadu has around 3,50,000 powerlooms manufacturing Cotton fabrics. Tamilnadu accounts for about 30% of India's export of textiles products. In the garments sector, Tamilnadu has more than 4,500 registered exporters concentrated mainly in Chennai and Tirupur. While Chennai is specialising in export of woven garments, Tirupur has emerged as a major centre for knitted garments. During 1999-00, Tirupur and Chennai together exported materials valued around US \$ 3.5 billion.

POLICY INITIATIVES

Government of Tamilnadu is currently in the process of evolving a Textile Policy to give an impetus to this vibrant industry. Specific infrastructure support is the major objective in the proposed state policy on the development of textile industry. Tamilnadu offers a number of competitive advantages to textile industry and the new textile policy aims at consolidating these inherent advantages. In the post-liberalisation era, Tamilnadu has attracted investments to the extent of Rs.10.24 billion in the textiles sector; of this, Rs.5.3 billion is committed in manufacture of cotton and blended textiles, while the balance in synthetic textiles.

PROJECTS PROPOSED

Following projects have considerable potential in Tamilnadu:

- ❖ Integrated sericulture project for manufacturing value added silk products.
- ❖ Ringspun cotton yarn manufacturing facility
- ❖ Cotton yarn production for export(100% EOU)
- ❖ Manufacture of industrial fabrics including filter fabrics, canvass, geofab and non-woven.
- ❖ Setting up of Garment Export Park linking the powerloom and knitwear production centres
- ❖ Establishment of preloom and postloom processing facilities for export.
- ❖ Integrated cotton garments for exports(100 % EOU)
- ❖ Woollen garments and winterwear (100% EOU)

ANNEXURE - I

Definition of Small Scale Industries

SMALL SCALE INDUSTRIES - A VITAL SECTOR:

Small Scale industries constitute an important and crucial segment of the industry sector. This sector accounts for about 35% of the total industrial output and contributes 32 % to the total export.

(A) SMALL SCALE INDUSTRIES - DEFINITION:

An industrial undertaking in which the investment in fixed assets in plant and machinery, whether held on ownership terms or on lease or on hire purchase, does not exceed Rupees One Crore.

(B) ANCILLARY INDUSTRIAL UNDERTAKING:

An industrial undertaking which is engaged or is proposed to be engaged in the manufacturing or production of parts, components, sub-assemblies, tooling or intermediates, or the rendering of services, and undertaking supplies or proposes to supply or renders not more than 50% of its production or services, as the case may be, to one or more than industrial undertakings and whose investment in fixed assets in plant and machinery, whether held on ownership terms or on lease or on hire purchase, does not exceed rupees one Crore.

(C) Tiny Industries

Investment in plant and machinery up to Rs.25 lakhs irrespective of the location.

(D) Small Scale Service and Business Enterprises

Industry related service and business enterprises with investment in fixed assets, excluding land and building up to Rs.5 lakhs.

ANNEXURE - II

District-wise List of Backward & Most Backward Blocks in Tamilnadu

List of 216 Backward Blocks in Tamilnadu

Sl. No.	Backward Blocks	Sl. No.	Backward Blocks
1	Kancheepuram District 1. Uthiramerur 2. Acharapakkam 3. Maduranthagam (Urban) 4. Kundrathur 5. Thiruporur 6. Chengalpattu (Urban)	2	Tiruvallur District 7. Minjur 8. Ellapuram 9. R.K.Pettai 10. Avadi (Urban)
3	Currdalor District 11. Kattumannarkoil 12. Komaratchi 13. Annagramam 14. Panruti 15. Kammapuram 16. Virudhachalam (Urban) 17. Mangalur 18. Kurinjipadi 19. Nelikuppam (Urban)	4	Villurpuram District 20. Gingee 21. Mailam 22. Marakkanam 23. Olakkur 24. Ulundurpet 25. Kolianur 26. Kallakurichi 27. Chinnasalem 28. Sankarapuram 29. Mugaiyur 30. Tirukoilur

Sl. No.	Backward Blocks
5	Vellore District 31. Vellore 32. Kaniambadi 33. Anaicut 34. Alangayam 35. Gudiyatham 36. Pernampet 37. Natrampalli 38. Tirupathur 39. Timiri 40. Katpadi 41. Kaveripakkam
7	Salem District 55. Peddanaikkanpalayam 56. Thalaivasal 57. Gangavalli 58. Edappadi 59. Konganapuram 60. Macdonald Choultry (Magudanchavadi) 61. Yercaud 62. Salem 63. Valapady 64. Ayothiapattinam 65. Kadaiyampatty 66. Mecheri 67. Kolathur 68. Nangavalli
9	Dharmapuri District 75. Uthangarai 76. Kelamangalam 77. Morappur 78. Dharmapuri 79. Nallampalli 80. Karimangalam 81. Krishnagiri 82. Kaveripattinam 83. Bargur 84. Pennagaram 85. Shoolagiri

Sl. No.	Backward Blocks
6	Thiruvannamalai District 42. Thiruvannamalai 43. Thurinapuram 44. Keelpennathur 45. Thiruvannamalai (Urban) 46. Arani West 47. Arani (Urban) 48. Wandavasi 49. Pernamallur 50. Thellar 51. Wandavasi (Urban) 52. Kalasapakkam 53. Chengam 54. Thiruvanthipuram (Urban)
8	Namakkal District 69. Sendamangalam 70. Erumaipatti 71. Mohanur 72. Kollimalai 73. Kabilarmalai 74. Elachipalayam
10	Erode District 86. Dharapuram 87. Kundadam 88. Mulanur 89. Sathyamangalam 90. Talavadi 91. Bhavanisagar 92. Gobichettipalayam 93. Nambiyur 94. Thukkanaickenpalayam 95. Kodumudi 96. Modakkurichi 97. Ammapet

Sl. No.	Backward Blocks
11	Coimbatore District 98. Sultanpet 99. Thondamuthur 100. Pongalur
13	Karur District 104. Krishnarayapuram 105. Kulithalai 106. Musiri 107. Thottiyam 108. Aravakurichi 109. Thathaiyangarpet
15	Perambalur District 114. Jayankondam 115. Thuraiyur 116. Thuraiyur (Urban) 117. Andanallur 118. Ariyalur
17	Thiruvarur District 126. Valangaiman 127. Mannargudi 128. Mannargudi (Urban) 129. Needamangalam 130. Nannilam 131. Thiruthuraiipoondi (Urban) 132. Thiruvarur 133. Thiruvarur (Urban)

Sl. No.	Backward Blocks
12	The Nilgiris District 101. Gudalur 102. Kothagiri 103. Uthagamandalam
14	Thiruchirapalli District 110. Manapparai 111. Thiruverumbur 112. Manikandam 113. Manachanallur
16	Thanjavur District 119. Thanjavur 120. Thiruvaiyaru 121. Kumbakonam 122. Thiruvidaimarudur 123. Pattukottai 124. Peravurani 125. Pattukottai (Urban)
18	Nagapattinam District 134. Sembanarkoil 135. Nagapattinam 136. Nagapattinam (Urban) 137. Thirumarugal 138. Thalaigaynar 139. Vedaranyam 140. Sirkali (Urban) 141. Kilvelur 142. Mayiladuthurai 143. Mayiladuthurai (Urban) 144. Kuthalam

Sl. No.	Backward Blocks
19	Pudukottai District 145. Ponnamaravathy 146. Arimalam 147. Gandarvakottai 148. Thiruvarankulam 149. Karambakudi 150. Aranthangi 151. Avudayarkoil 152. Manelmelkudi 153. Annavasal 154. Pudukottai
21	Theni District 161. Uthamapalayam 162. Bodinayakkanur (Urban) 163. Bodinayakkanur 164. Periyakulam
23	Ramanathapuram District 172. Thiruvadana 173. Paramakudi 174. Paramakudi (Urban) 175. Mudukulathur 176. Kamuthi 177. Mandapam 178. Ramanathapuram (Urban)
25	Sivagangai District 183. Kalayarkoil 184. Sivagangai (Urban) 185. Ilayankudi 186. Thirupathur 187. Singampunari 188. Kallal 189. Devakottai 190. Devakottai (Urban)

Sl. No.	Backward Blocks
20	Madurai District 155. Vadipatti 156. Alangannallur 157. Usilampatti 157. Chellampatti 158. T. Kallupatti 159. Madurai East 160. Kallikudi
22	Dindigul District 165. Vathalagundu 166. Guziliamparai 167. Kodaikanal 168. Athur 169. Shanarpatti 170. Reddiarchatram 171. Kodaikanal (Urban)
24	Virudunagar District 179. Watrap 180. Tiruchuli 181. Narikudi 182. Kariapatti
26	Tirunelveli District 191. Palayamkottai 192. Kalakadu 193. Shencottai 194. Kuruvikulam 195. Tenkasi 196. Kilapavoor 197. Alangulam 198. Kadayanallur 199. Radhapuram 200. Valliyur 201. Cheranmadevi 202. Kadayam 203. Pappakudi 204. Puliyangudi (Urban)

Sl. No.	Backward Blocks
27	Tuticorin District 205. Sathankulam 206. Siruvaikundam 207. Karunkulam 208. Ottapidaram 209. Pudur 210. Alwarthirunagar 211. Udangudi 212. Kayathar

Sl. No.	Backward Blocks
28	Kanniyakumari District 213. Agastheeswaram 214. Rajakamangalam 215. Colachel (Urban)

List of 71 Most Backward Blocks in Tamilnadu

Sl. No.	Most Backward Blocks
1	Kancheepuram District 1. Wallajabad 2. Kancheepuram (Urban) 3. Lathur 4. Chithamur
3	Currdalur District 7. Portonovo 8. Melbhuvanagiri
5	Vellore District 17. Arcot 18. Jolarpet 19. Kandhili 20. Nemili

Sl. No.	Most Backward Blocks
2	Tiruvallur District 5. Poondi 6. Kadambathur
4	Villurpuram District 9. Melmalayanur 10. Vallam 11. Thirunavalur 12. Kanai 13. Kandamangalam 14. Thiagadurgam 15. Rshivandiyam 16. Kalrayan Hills
6	Thiruvannamalai District 21. Cheyyar 22. Vembakkam 23. Polur 24. Chetput 25. Jawadhu Hills 26. Pudupalayam 27. Thandarampet

Sl. No.	Most Backward Blocks
7	Dharmapuri District 28. Mathur 29. Veppanapalli
9	Karur District 32. Kadavur 33. Thogaimalai
11	Thanjavur District 42. Thiruvonam 43. Sethubavachatram 44. Ammapettai 45. Thiruppanandal
13	Nagapattinam District 53. Sirkali 54. Kollidam 55. Keelaiyur
15	Theni District 58. Chinnamanur 59. Cumbam 60. Kadamalaikundu Myladumparai
17	Ramanathapuram District 62. Nainarkoil 63. Bogalur 64. Thirupullani 65. R.S.Mangalam 66. Kadaladi
19	Tirunelveli District 69. Courtallam (Urban) 70. Kadayanallur (Urban) 71. Melaneelithanallur

Sl. No.	Most Backward Blocks
8	Thiruchirapalli District 30. Marungapuri 31. Viayampatti
10	Perambalur District 34. Uppiliyapuram 35. Andimadam 36. T. Palur 37. Alathur 38. Veppanthattai 39. Veppur 40. Sendurai 41. Thirumanur
12	Thiruvarur District 46. Madukkur 47. Kodavasal 48. Koradachery 49. Thiruthuraipoondi 50. Muthupettai 51. Kottur 52. Koothanallur (Urban)
14	Madurai District 56. Sedapatti 57. Kottampatti
16	Dindigul District 61. Natham
18	Sivagangai District 67. S. Pudur 68. Kannangudi

ANNEXURE - III

District-wise List of Large and Medium Scale Industries in Tamilnadu

1. Chennai District

S. No.	Name and address	Line of activities	Capacity	Employment
1.	Amruthanjan Limited Mylapdore , Chennai –600004	Pain Balm	403 M.T.	179
2.	Eagle Flask Ltd, Industrial Estate, Guindy, Chennai – 600032.	Vaccum flask & Refills	28 lakh Nos.	---
3.	Prad Process Pvt. Ltd., Vadapalani, Chennai – 600 0026	Calenders, posters Note books	-	38
4.	Govel Plastic Pvt. Ltd., Guindy, Chennai –600 032	Industrial Plastic components, moulds, & dies for precision components	800 M.T.	49
5.	HCL Hewlett Packward Lt., Arcot Road, Chennai.	Computer peripheral	72.29 Nos.	158
6.	United India Roller Flour Mills Ltd Chennai – 600 081	Wheat Products	79260 M.T.	300
7.	Greaves Cotton & Co. Ltd., Royapuram, Chennadi – 600 013.	Madterial Hang bag equipments	500 M.T.	205
8.	The South India Flour Mills Limited, Royapuram, Chennai – 600 013.	Wheat products	79,260 M.T.	181
9.	Oswal Oils & Vanaspathi Chennai – 600 021	Vanaspathi	30 M.T.	140
10.	Tractors & Farm Equipments Limited , Sembium, Chennai – 600 011.	Tractor Models	-	185
11.	Indian Oxygen Ltd., Tondiadrpet, Chennai – 600 081.	Oxygen 1000 M3 D/A Nitrogen Nitrous Oxide	9790	202
12.	Best Crompton Engg. Ltd. Tolgate, Chennai – 600 081.	Starter, Meters, Dynamos, Alternations	50,000 Nos.	429

S. No.	Name and address	Line of activities	Capacity	Employment
13.	Tata Oil Mills Co. Ltd., Chennai – 600 081	Soap & allied Products	5,000 M.T.	300
14.	India Pistons Ltd., Sambium, Chennai – 600 011.	Pistons, Pine rings and Liners	-	165
15.	Addison 7 Co. Ltd, Chennai – 600 002.	Metal Cutting Tools and Machine Tools.	400	1,000
16.	Simpson & Co. Ltd. Mount Road, 861/862, Anna Salai, Chennai – 600 002	Diesel Engine & Spare Pasrts	25,000 Nos.	2,406
17.	Modern Food India Ltd., Taramani, Chennai- 600 113	Modern bread and Fruit drinks.	-	150
18.	Associated Printers Madras Pvt. Limited, Moundt Road, Chennai – 600 002	Printing and Packaging	- - -	215
19.	Binny Limited Chennai - 600 012.	Cloth	-	1,200
20.	Coats India limited 92, Shaik Maistry Street, Chennai – 600 032.	Printing Ink.	----	160
21.	The Standard Batteries Ltd., Guindy, Chennai – 600 032.	Storage Badtteries.	3,045 lakhs	150
22.	Murugappa Elects Ltd., Thiruvalluvar Salai, Chennai – 600 041	Audio Cassettes	60 .00	273
23.	Elegant Process Offset Printers,Mount Road, Chennai-600 002.	Printing of wall posters Text books.	^ -----	15
24.	Easwaran & Sons Engg. Ltd., Guindy, Chennai – 600 0032.	Electrical Stampings and Toolings.	-----	219
25.	Southern Bottlers Pvt. Ltd., Guindy, Chennai – 600 032.	Aerated water	-----	116
26.	Addison Paints and Chemicals Pvt. Ltd., Sembium, Chennai –600011.	Paints, Varnishes.	42 lakhs L.	610
27.	Hindustan Teleprinters Ltd., Guindy, Chennai – 600 032.	Teleprinters.	21,000 Nos.	2034
28.	Century Flour Mills, Esplanade, Chennai – 600 108.	Wheat products, Maida, Sooji & Atta.	75,000	152.
29.	Crompton Greaves Limited Southern Regional Office, 3A Kodambakkam High Road, Chennai – 600 034.	----	----	---
30.	Bharat Heavy Electricals Limited, Piping Centre, 93, G.N. Road, Chennai – 600 017.	----	----	----
31.	Dev Fasteners , 42, Dr. Radhakrishnan Salai, Mylapore,Chennai –600 004	----	----	----
32.	M.M. Forgings Ltd., 'Guindy House' 95 Annasalai, Chennai – 600 032.	----	----	----
33.	Rane (Chennai Limited), 6, Velacheri Road, Chennai – 600 032.	----	----	----

2. Coimbatore District

S. No.	Name and address of the unit	S. No.	Name and address of the unit
1	Jothi Mills, Jothipuram, Coimbatore-47	2	Gnanambikai Mills Ltd, Coimbatore-26
3	Hamasaveni Spinners (P) Ltd, Coimbatore-19	4	Cardwell Spinning Mills (P) Ltd, Coimbatore-22
5	DPF Textiles Ltd, GN Mills PO, Coimbatore-29	6	Sri Jaganatha Textiles (P) Ltd, Palladam
7	Amutha Mills (P) Ltd, Annur PO Avanashi TK	8	Muthu Murugan Mills (P) Ltd, Annur
9	Sri Sakthi Textile Ltd, Pollachi-1	10	Kongsarar Integrated Fibres Ltd, Gomangalampudur Post, Pollaachi TK
11	Kwality Spinning Mills Ltd, Pollaachi-1	12	Vijayeswari Textiles Ltd, Pollachi-2
13	SIV Industries Ltd, Sirumugal PO, Mettupalayam TK	14	Sri ramakrishna Mills © Ltd, Ganapathy PO, Coimbatore-6
15	Sri Ramakrishna Mills Unit No.II, Sathyamangalam-638 402	16	Akshaya Textiles Ltd, Ganapathy PO Combature-6
17	Rugmini Ram Raghav Spinners (P) Ltd, Kanuvai PO, Coimbatore North TK	18	Chandra Textiles Ltd, Civil Aerodrome PO, Coimbatore-6
19	Sri Ambal Mills Ltd, Simanur, Palladam TK	20	The Bhavani Mills Ltd, Incl. Estate PO, Coimbatore
21	Rajnarayan Textiles Sundarapuram, Coimbatore-24	22	The Suguna Mills Ltd, Kuniamuthur PO, Coimbatore-88
23	Sree Venkataram Textiles Ltd, Kuniamuthur, Coimbatore	24	VLE Textiles (P) Ltd, Pichanur, Coimbatore
25	The Vijayalakshmi Mills Ltd, Kaniamuthur PO, Coimbatore	26	Surya Prabha Mills Ltd, Kuniamurthu, Coimbatore
27	Tirumurti Mills Bodipatti PO, Udumalpet TK	28	The Kongarar Textiles Ltd, Krishnamuram PO, Udumalpet
29	Shanmugapriya Textiles (P) Ltd, Indira Nagar, Thungavi PO,	30	Sri Venkateswara Mills Ltd, SV Mills PO, Udumalpet
31	Premier Mills Ltd, Pulankinar, Udumalpet.	32	Palani Andavar Cotton & Synthetic Spinners Ltd, Pushpathu, Palani TK
33	Palani Andavar Mills Ltd, Udumalpet.	34	Narayan Krishnan Synthetics (P) Ltd, Udumalpet.
35	Narayan Krishna Spinners Ltd, Udumalpet	36	CPC Textiles Narayanapuram, Palladam TK
37	The Coimbatore Mills Ltd, Jothipuram, Coimbatore	38	Ellen Textiles (P) Ltd, Maluarchampatty PO, Coimbatore-21
39	G.T.V. Spinners Ltd, Pulakinar PO, Udumalpet TK	40	Kongarar Spinners Ltd, Pethappampatty, Udumalpet TK
41	Om Parasakthi Textiles, Ganapathy PO, Coimbatore-6	42	Cambodia Mills, Ondipuddur PO, Coimbatore-45
43	Krishanveni Textiles, Singanallur PO, Coimbatore	44	Pankaja Mills, 30, Pankaja Mill Rd, Coimbatore-45

S. No.	Name and address of the unit	S. No.	Name and address of the unit
45	Sri Ranga Vilas, Peelamedu PO, Coimbatore	46	Kaleeswara Mills 10/8, Ammappalaya, Coimbatore
47	Coimbatore Spinning & Weaving Mills, Coimbatore-1	48	Somasundaram Mills, 33, Somasundara Mill Rd, Coimbatore
49	Coimbatore Murugan Mills, Mettupalayam Rd, Coimbatore	50	Sri Sarada Mills, Sundarapuram PO, Coimbatore
51	Premier Polytronics Ltd, Pelladam TK, Coimbatore	52	Shree Janardhana Mills Ltd, Uppilipalayam, Coimbatore
53	Sri Karunambika Mills Ltd, Somanur, Coimbatore	54	Sri Rama Spinners, Palappanpetty, Udumalpet.
55	Sri Murugan Mills (P) Ltd, Bodipatty PO, Udumalpet	56	Sri Ranga Textiles P Ltd, Varadarajapuram, Coimbatore
57	Venkates Spinners (P) Ltd, Pathappanpatti PO, Coimbatore	58	Venkatagiri Spinning Mills P Ltd, Coimbatore
59	V.G.Textiles P Ltd, Pathappanpatti, Udumalpet TK	60	Coimbatore Popular Spinning Mills P Ltd, Tirupur TK
61	Venkatram Textiles P Ltd, Tirupur TK, Coimbatore	62	ATL Textiles Ltd, Gandhi Nagar PO, Tirupur
63	Usha Textiles P Ltd, LNP Colony PO, Tirupur	64	Tirupur Textiles Ltd, Unit No.1 Tirupur-3
65	Tirupur Textiles Ltd, Peelamedu, Coimbatore	66	Tirupur Cotton Spinning & Weaving Mills Ltd, PV Rd, Tirupur
67	Sri Veeraswara Spinning Mills P Ltd, Ammapalayam, Tirupur	68	Gangori Textiles Ltd, Noopripalayam Village, Palladam TK
69	Ganga Textiles Ltd, Pappanaichenpalayam, Coimbatore	70	Kalyani Yarn Processors P Ltd, Chinthamanipudur, Coimbatore
71	Kothari Industrial Corpn Ltd, Singanallur, Coimbatore	72	Kothari Industrial Corpn Ltd, Vadamadurai, Coimbatore
73	Lakshman Cotton Spinning Mills Ltd, Bilichi PO, Coimbatore	74	Madhu Spinning & Weaving Mills Ltd, Uppilipalayam, Coimbatore
75	Marudhamalai Sri Murugan Textiles, SRKV PO, Coimbatore	76	Raveendra Mills Ltd, Singanallur PO, Coimbatore
77	RAV Textiles P Ltd, Kannampalayam PO, Coimbatore	78	Sarguna Textiles P Ltd, Chithamanipudur PO, Coimbatore
79	Saroja Textiles P Ltd, Singanallur, Coimbatore	80	Selvaraja Mills Ltd, Chinthamanipudur, Coimbatore
81	Sujani Textiles P Ltd, Sowripalayam PO, Coimbatore	82	Sri Balasubramanian Mills Ltd, Uppilipalayam, Coimbatore
83	Sree Karthikeya Spinning & Weaving Mills Ltd, Uppilipalayam, Coimbatore	84	Sree Katteri Textiles P Ltd, Govt. Press Colony PO, Coimbatore
85	Tamarai Mills Ltd, Uppilipalayam PO, Coimbatore	86	Sri Hari Mills P Ltd, Ondipudur PO, Coimbatore
87	The Kadri Mills P Ltd, Trichy Rd, Coimbatore	88	The Kasthuri Mills Ltd, Ondipudur, Coimbatore
89	The Lakshmi Mills Co. Ltd, Kuppusamy Naidupuram, Palladam	90	The Lakshmi Mills Co. Ltd, Sular, Coimbatore
91	The Lakshmi Mills Co. Ltd, nadupuram, Palladam	92	Sri Narasimha Textiles P Ltd, Sular, Coimbatore
93	Sri Narendrajara Textiles Ltd, Sidhapudur, Coimbatore	94	Sree Ram Narayan Mills, Thekkupalayam, Coimbatore

S. No.	Name and address of the unit	S. No.	Name and address of the unit
95	The Narasimha Mills, NSN Palayam, Coimbatore	96	The Rajalakshmi Mills Ltd, singanallur, Coimbatore
97	Sri Rani Lakshmi Ginning Spinning, Weaving Mills P Ltd, Arasur, Coimbatore	98	Sri Rani Lakshmi Ginning S & W Mills P Ltd, B Unit, Pillur
99	The Southern Textiles Ltd, Sular, Coimbatore	100	Vishnu Lakshmi Mills P Ltd, Sular, Coimbatore
101	Sivananda Mills Ltd, Saravanampatti, Coimbatore	102	GKD Textiles, Avamashi Rd, Coimbatore
103	Lakshmi Ganesha Textiles Ltd, Sellappanpalayam PO	104	The Varadharaja Textiles P Ltd, Peelamedu, Coimbatore
105	Madras Forging & Allied Ind. Ltd, Karamadai	106	GEC Alsthom India Ltd, Eachanari, Coimbatore
107	KSR Pumps Ltd, NSN Palayam, Coimbatore	108	Lakshmi Synthetic Machinery Mfrs Ltd, Thamaraikalam, Pollachi
109	Lakshmi Electrical Central Systems Ltd, Arasur	110	Textool Co. Ltd, Ganapathy, Coimbatore
111	Veejay Lakshmi Engg. Works Ltd, NGGO Colony PO, Coimbatore	112	Lakshmi Machine Works Ltd, Perianaickenpalayam, Coimbatore
113	Lakshmi Machine Works Ltd, Unit II Kaniyur, Coimbatore	114	Lakshmi Machine Works Ltd, Arasur, Coimbatore
115	Lakshmi Aautomatic loom Works Ltd, Singaramapalayam, Poolachi TK	116	Eltex Super Castings Ltd, Perianaickenpalayam, Coimbatore
117	Elgi Equipments Ltd, Trichy Rd, Coimbatore	118	Abura Welding Electrode Mfrs Ltd, Thirumalayampalayam, Coimbatore
119	Associated Tyre Machinery Co. Ltd, Madukkarai, Coimbatore	120	D'Engg. P Ltd, Avanashi Rd, Coimbatore
121	Eltex Rudy Ltd, PN Palayam Ltd, Coimbatore	122	Dimexon Exports P Ltd, Kavundampalayam, Coimbatore
123	Dimexon Exports P Ltd, MTP Rd, Coimbatore	124	Shiva Distilleries Ltd, NSN Palayam, Coimbatore
125	Shanthi Gears Ltd, Singallur, Coimbatore	126	Universal Radiators Ltd, Mettupalayam Rd, Coimbatore
127	Loyal Engineering Ltd, Singanallur, Coimbatore	128	Bimetal Bearing Ltd, Coimbatore
129	The Engineering & Indl Foundry Co, Mettupalayam Rd, Coimbatore	130	Trishul electro Tech Ltd, Sakhi Co-op Indl Estate, Pollachi
131	Sovereign Engineerings P Ltd, SIDCO, Indl Estate, Coimbatore	132	AGT Electronics Ltd, Aerodrome PO, Coimbatore
133	Hogg Electronics Ltd, Avanashi Rd, Coimbatore	134	Geedee Wailer P Ltd, Avanashi Rd, Coimbatore
135	Elgi Polytex Ltd, Thennampalaym Arasur, Coimbatore	136	Salzer Electronic Ltd, Semichettipalayam, Coimbatore
137	Premier Instruments & Controls Ltd, Avanashi Rd, Coimbatore	138	Sri Ramakrishna Steels Indl Ltd, Coimbatore
139	Coimbatore Forging P Ltd, Pollachi Rd, Coimbatore	140	Lakshmi Ring travellers Ltd, Kurimbapalayam, Coimbatore
141	Sri Ramakrishna Oxygen Ltd, Karamadai	142	Servall Engineering Works, Pollachi PO, Coimbatore
143	Universal Heat Exchangers Ltd, Pollachi Rd, Coimbatore	144	G. Plast P Ltd, Gopal Bagh, Coimbatore

S. No.	Name and address of the unit	S. No.	Name and address of the unit
145	The Amaravathi Co-op Sugar Mills Ltd, Krishnapuram PO, Udumalpet	146	Premier Polytronics Ltd, Singanallur, Coimbatore
147	Sri Ranga Vilar Ginning Mills, Pappanaickenpalayam, Coimbatore	148	Kamala Sugar Mills Ltd, Avanashi Rd, Coimbatore
149	The Indo Swiss Synthetic Gem Mfg Co. Ltd, Main Rd, Mettupalayam	150	Coimbatore Pioneer Fertilizer Ltd, Muthugoundapudur, Coimbatore
151	Brook Bond Lipton India Ltd, Krishnasamy Mudaliar Rd, Coimbatore	152	Spic Agro Biotech Centre, Pooluvapatti, Coimbatore
153	Sri Sudarson Paper Mills P Ltd, Jadayapalayam, Coimbatore	154	Madras Oxygen & Acetylene Co. Ltd, Perianaickenpalayam, Coimbatore
155	The Associated cement Co. Ltd, Madukkarai, Coimbatore	156	Etermit Everest Ltd, Podanur, Coimbatore
157	Premier Paper Products, Pollachi Rd, Coimbatore	158	KG Denion Ltd, Jedayampalayam, Coimbatore
159	Elgibi Engg. Works Ltd, Trichy Rd, Coimbatore	160	Sakthi Soyas Ltd, Perchinaichenpalayam, Pollachi
161	Gedee Hopt P Ltd, Avanashi Rd, Coimbatore	162	Ondipudur Oil Complex Ondipudur, Coimbatore
163	PSG Indl Institute, Peelamedu, Coimbatore	164	Revathi EP Equipments Ltd, Malumachanpatti, Coimbatore
165	Lakshmi Percision Tools Ltd, Avanashi Rd, Coimbatore	166	Dhandayuthapani Foundry Ltd, Pulikulam Rd, Coimbatore
167	CPC P Ltd, Mettupalayam Rd, Coimbatore	168	Tan India Ltd, (Wattle Extracts Division) Mettupalayam
169	United Bleachers Ltd, Nellithurai Rd, Mettupalayam	170	Texmo Industries, GN Mills PO, Coimbatore
171	Festo Elgi, Trichy Rd, Singanallur, Coimbatore	172	The Kumaran Mills Ltd, Avanashi Rd, Coimbatore
173	Sri Ramalinga Choodambigai Mills Ltd, Tirupur	174	Lakshmi Card Clothing Mfg. Co. Ltd, KN Puram, Palladam TK
175	The Gobald Textiles P Ltd, Eswaran Koil Street, Tirupur	176	Cheran Engg. Corpn, Ltd, Pollachi, Coimbatore District
177	The Rajalakshmi Mills Ltd, Karamadai, Mettupalayam TK	178	The Dhanalakshmi Mills Ltd, 130, BS Sundaram Rd, Tirupur
179	Sree Anadakumar Mills Ltd, Saravanapatti, Coimbatore	180	L.G. Balakrishnan & Bros Ltd, KR Puram Rd, Ganapathy, Coimbatore
181	LG Balakrishnan & Bros, Annur, Coimbatore District	182	Jaya Mills P Ltd, Kaniampalayam Rd, Annur, Coimbatore district
183	Veejay Lakshmi Engg. Works Ltd, Thungavi, Udumalpet.	184	Tirupur Textiles Ltd, Tirupur, Coimbatore district
185	Rajashree Spinning Mills Ltd, Avanashi Rd, Coimbatore	186	Sri Kannapiran Mills Ltd, Sowripalayam, Coimbatore
187	Essorpe Mills Ltd, Sarananampatti PO, Coimbatore	188	Prashanth Textiles P Ltd, Vedapatti PO, Coimbatore

3. Cuddalore District

S. No.	Name and address of the unit	Line of activities	Production	No. of persons employed
1	National Sewing Thread Co. Chidambaram	Low count cotton	8160 spindles	
2	Nova Roofings & Pipes Ltd. SIPCOT Complex Kudikadu, Cuddalore 607 005	Pitch fibre pipes	6200 M.Tons	120
3	Tamil Nadu Florine & Allied Chemicals SIPCOT Complex Kudikadu, Cuddalore 607 005	Aluminium Fluoride RF Acid Ul. Acid Oleum Gryelite Misc. fluorides	7500 MT 8050 MT 16830 MT 4950 MT 3000 MT 1000 MT	275
4	Vanavil Dyes & Chemicals SIPCOT Complex Kudikadu, Cuddalore 607 005.	Napthol & Fast Colour based intermediates	12000 T	140
5	Parry's Confectionery Nellikuppam	Confectionery	4700 MT	463
6	Neyveli Lignite Corporation Neyveli	Lignite Electricity Urea Leco	6.3 MT 1130 MW 1752000 T 3800000 T	20658
7	Tamil Nadu Cooperative Oilseeds Growers' Federation, Vridachalam	Groundnut oil	10000 MT	45
8	Chemplast Sunmar Ltd. Kadampuliyur	Indl. Alcohol	13200 KL	60
9	EID Parry Ltd. Nellikuppam	Sugar	2500 TCD	640
10	Aruna Sugars Enterprises Pennadam.	Sugar	4000 TCD	755
11	Pantasia Chemicals Ltd. SIPCOT Complex Kudikadu, Cuddalore 607 005	Organic chemicals Pentaerythritol	2500 MT 875 MT	100
12	Clin Tager's India Ltd. SIPCOT Complex Kudikadu, Cuddalore	Bulk drugs Ibuprofen Tindazole	26400 MT 7500 1500 kgs	69
13	Pioneer Miyagi Chemicals Ltd. Semmanakuppam	Thermoplastic polyurethane	2500 MT	32
14	Oswali Chemicals Ltd. SIPCOT Complex Kudikadu, Cuddalore 607 005	Betanathel Sodium sulphate	360 MT 180 MT	71

S. No.	Name and address of the unit	Line of activities	Production	No. of persons employed
15	Galac (P) Ltd. SIPCOT Complex Kudikadu, Cuddalore	Basic drugs	10 MT	15
17	SPIC Pharma division	Penicillin		347
18	Square (D) Bio Tech Ltd. SIPCOT Complex Kudikadu, Cuddalore	High Eructosyru		113
19	Morgan Acid and Chemicals SIPCOT Complex Kudikadu, Cuddalore 607 005	Adhesives		82
20	Ross Chem Industries SIPCOT Complex Kudikadu, Cuddalore	Phosphoric acid		13
21	J.K. Pharma Chemicals Ltd. SIPCOT Complex Kudikadu, Cuddalore 607 005	Penicillin		365
22	Shasun Chemicals Pvt. Ltd. SIPCOT Complex Kudikadu, Cuddalore 607 005.	Analgin Ranaiteln		325
23	M.L. Krishnmurthy Coop. Sugar Mills Sethiyathope.	Sugar		534
24	Rallis India Ltd. SIPCOT Complex Kudikadu, Cuddalore 607 005	Tannin Products		29
25	Royal Super Fabrics Ltd SIPCOT Complex Kudikadu, Cuddalore 607 005	Tex Process		100
26	Hindustan Lever Ltd. Kollukarankuttai Panruti tk.			64
27	Pentafour Products Ltd. SIPCOT Industrial Complex Cuddalore.	Phosphoric acid		60

4. Dharmapuri District

S. No.	Name and address of the unit	Line of activities	S. No	Name and address of the unit	Line of activities
1	Indian Nippon Electronics Ltd. Hosur-Talli Rd,Denkanikotai TK	Electronic & Energy System	44	Mackwing Explosives & Accessories P Ltd, Chennathur PO, Hosur	Incl. Explosives
2	Mic Auto Ancillaries P Ltd. Hosur-Talli Rd, Kallukondallti, Denkanikottai TK	Tirod Cords Suspension Drug Assemblies steering gears	45	Orient Vision Ltd, 15/16 SIPCOT Indl Complex, Hosur	T.V. Receivers
3	Duro Flex Coir Inds. P Ltd. Kalugondapalli.	Rubberised Coir Mattresses	46	Pushya Indl. Gases Ltd, Poonapalli, Hosur	Oxygen & Nitrogen Gases
4	Shangam aluminium Ltd, Kalugondapalli.	Aluminium Extrusion	47	Pan Electronics (I) P Ltd, 83, SIPCOT, Hosur	Electronic Capacitor grade, Metalised Polypropylene film
5	Kumaragiri Textiles, Thokkampatti PO, Dharmapuri	Cotton Yarn Spinnings	48	Premier Mills Ltd, Belathur	Yarn Fibre & Processing of cloths
6	Devi Spinning Mills, Convent Rd, Dharmapuri	Cotton Yarn Spinnings	49	Premier Castings Ltd, 375, Avanashi Rd, Coimbatore	Grey Iron Rough Castings
7	Gowri spinning Mills, Thadagam Panchayat.	Cotton Yarn Spinnings	50	Rane Brake Lining Ltd, Rayakottai Rd, Hosur	Clutch cover assembly, clutch disc assembly
8	PMP Spinning Mills, Dharmapuri	Cotton Yarn Spinnings	51	Renowned Auto products & Sacks Ltd, 122, SIPCOT, Hosur	Gas Filled Shock Absorbers, Pneumatic Door Lifter
9	Ideal Spinning Mills Ltd, Pattukonampatti.	Spun Yarn	52	Sree Thirumalai Electronics Ltd, Hosur	Plastic film capacitors
10	Lasco Steels Ltd., Doddampatti RS	Steel Castings	53	Sundaram Fasteners Ltd, Harita, Hosur	Sintered components precision formed Gears and extrusion
11	MKV Flour Mill, Pattukonampatti	Wheat Products like maida, sooji	54	Shadlow India Ltd, P.No.1, Zuzuvadi, Hosur	Machine Crank Shaft
12	Rajan Spinning Mills, Pappireddipatti	Cotton Spun Yarn	55	Sivananda Pipe Fittings, 24, SIPCOT Complex, Hosur	Butt Weld & Socket weld Pipe fittings
13	Thangavelu Spinning Mills P Ltd, Bommiidi.	Cotton Spun Yarn	56	Sunjal Engg. P Ltd, B1,SIPCOT, Hosur	Machines Material Handling Equipments
14	Ashok Leyland Ltd, 175, SIPCOT Indl Complex Hosur	Medium & Heavy Duty Commercial Vehicles Engines	57	Silitronics India P Ltd, 107, SIPCOT, Hosur	Silicon Wafers

S. No.	Name and address of the unit	Line of activities	S. No	Name and address of the unit	Line of activities
15	Asian Bearings Ltd, Hosur	Ball & Roller Bearing	58	The Coimbatore Pioneer, Onnalvadi, Hosur	Grey, Iron & SG Iron Castings
16	Allied Piping Product (India) P Ltd, Hosur	Rough Iron Casing	59	TVS Suzuki Ltd, Hosur	50 CC Mopeds 100 CC Motor cycles
17	Asia Tobacco Company Ltd, Hosur	Cigarettes	60	Tools International, 18, SIPCOT, Hosur	Press Tools, Jigs, Fixtures & Dies
18	Bangalore Tubes P Ltd, 35, SIPCOT Indl. Complex Hosur	Heavy Duty Automobile Tubes for truck & buses	61	Titan Watches Ltd, 5, SIPCOT, Hosur	Watches
19	Brooke Bond India Ltd, Hosur	Instant Coffee	62	The English Electronics Co. of India Ltd, 46, SIPCOT, Hosur	Fuse gear products
20	Bi-Metal Bearings Ltd, Perandapalli Village, Hosur	Thin Ball Bearings, Bushings & Thrust Washers	63	Tamilnadu Alloy Foundry Co. Ltd, 22, SIPCOT, Hosur	Special grade iron casings & Malleable castings
21	Carboradum Universals Ltd, Hosur	Grinding wheels	64	TTP Ltd, 85, SIPCOT, Hosur	Non-stick Aluminium Pressure Cooker
22	Colour Graphites P Ltd, P.No.137, SIPCOT Indl. Complex, Hosur, Dharmapuri District.	Printing of High quality Multi Colour offset prints on papers	65	Umamageswari Mills Ltd, 89, SIPCOT Indl Complex, Hosur	Cotton & synthetic Yarn
23	EL Forge Ltd., P.B.No.11, Denkanikottai Rd, Hosur	Steel Forgings	66	Usha Telehouse Ltd, 26, SIPCOT Indl Complex, Hosur	Hydraulic Pumps & Valves
24	Electronics Corporation of Tamilnadu Ltd, 6, SIPCOT Indl. Complex, Hosur	Aluminium Electronic Capacitors	67	Wendt (I) Ltd, 69, SIPCOT, Hosur	Carbon Barium Nitrate Wheels
25	Easun Rerolls Relays & Divices Ltd. Hosur	Electrical & Electronic Capacitors	68	Zuzu Wires P Ltd, 80, SIPCOT, Hosur	Copper Coaaated Electrodes
26	Electro Alloy Special Steel Castings P Ltd, Hosur	Alloy Special Steel Castings	69	Anand Electronics P Ltd, Krishnagiri Rd, Hosur	Printed Circuit Boards only
27	Fablene Ltd, 90, SIPCOT Indl. Complex, Hosur	Fabrication	70	Rolo farm Hosur	
28	Engineering Systems P Ltd, 99, SIPCOT Indl Complex, Hosur	All Types of conveyor System equipments	71	Hindustan Lever Ltd, SIDCO Indl Estate, Hosur	Vim powder
29	Ferro Magnets and Allied Products Ltd, 42, SIPCOT Indl Complex, Hosur	Hard Ferrite Magnets	72	Hindustan Power Plus, Thalli Rd, Hosur	Colour chemicals for soap industry
30	Facit Asia Ltd, 52, SIPCOT Indl Complex, Hosur	Vacuum Cleaners	73	Reckitt and Colman of India Ltd, SIPCOT Complex, Hosur	Colour chemicals for soap industry

S. No.	Name and address of the unit	Line of activities	S. No	Name and address of the unit	Line of activities
31	Hindustan Motors Ltd, Mathagondapalli, Hosur	Power transmission Tortue and Spares	74	The Tamilnadu Agro Indl. Co. Ltd, Pochampalli.	Refined sunflower oil
32	Hindustan Teleprinters, 113, SIPCOT Indl complex, Hosur	Electronic Teleprinters, Electronic Typewriters	75	Chemical & Plastics India Ltd, Ind. Alcohol Plant I, Krishnagari	Industrial alcohol
33	Hi-Q Electronics P Ltd, Hosur	Printed Circuit Boards	76	Conveyor Systems Ltd, Rayakottai Rd, Krishnagiri	Conveyor Systems & Components
34	Indiacard Ltd, 63, SIPCOT Indl. Complex, Hosur	Tungsten Carbide Cutting Tools	77	The Dharmapuri Sugar Mills Ltd, Thimmanahalli, Palacode TK	Double Sulphication (Sugar)
35	ION Exchange India Ltd, 105, SIPCOT Indl Complex, Hosssssur	Chemical Plant & Machinery	78	Sivamani Spinning Mills Bysuhalli, Palacode TK, Dharmapuri Dist.	Cotton Yarn
36	India Forge & Drop Stampings Ltd, 102, SIPCOT Indl Complex, Hosur	All Types of Automobile Steel Forgings	79	The Dharmapuri Dist. Co-op Spinning Mills Ltd, Uthangarai.	Yarn
37	Sahakeil Ltd, 177, SIPCOT, Hosur	Plastic Film Capacitors Dies	80	Drachem Speciality Chemicals Ltd, Berigai	Aroma Chemicals
38	Kalind Pressings & Products P Ltd, 36A, SIPCOT, Hosur	Die Rods	81	Annai Sathya Transport, Salem Rd, Dharmapuri	Transport
39	Lakshmi Card Clothing Mfg. Co. P. Ltd, Chennathur, Hosur	Metalic clothing	82	Dharmapuri Electricity System, Dharmapuri	Supply of power
40	Lakshmi Ring Travellers Ltd, Perandapalli, Hosur	All Types of ring travellers for textile Machinery	83	TWAD, Nedumaran Nagar, Dharmapuri	Water Supply
41	Lakshmi Automatic looms works Ltd, 39, SIPCOT, Hosur	Automatic Weaving Machine Accessories & Spares	84	Tamilnadu Housing Board Hosur, Dharmapuri District	Housing Facility
42	Litelon Ltd, 68, SIPCOT, Hosur	LDP and Ploythene foam Sheets	85	India Nippon Electricals Hosur, Dharmapuri Dist.	Electric Transmission systems
43	Machs Springs P Ltd, 33, SIPCOT, Hosur	Indl, Metalised Springs			

5. Dindigul District

Sl. No.	Name & Address of the unit	Line of Activities	Production		Land & Bldg.	Plant & M/c	No. of Persons employed
			Quantity	Value (Rs. in lakhs)			
1	2	3	4	5	6	7	8
1	Soundara Raja Mills Ltd. Dindigul.	Cotton Yarn	32.49	413.23	359.31	2663.39	800
2	Eveready Spinning Mills, Thadiombm Post	Cotton Yarn	661500 kg.	1886.35	192.05	900.33	200
3	Annamalaiyar Mills, Dindigul Block	Cotton Yarn	2318 kg. Per day	1.85	410.16 lakhs	1178.31	390
4	Naga Ltd., Dindigul.	Maida, Suji, Atta, Bran, Flakes	19121 T	2273.04	91.76	384.58	52
5	Kamala Selvant Dindigul	Rice Bran Oil and De-ei	45000 MT	8325.00	75.30	345.94	62
6	United India Feeds, Dindigul	Paste products lime vermicelli Noodles, Spaghatti Macchrone	2400 T	360.00	71.45	337.63	43
7	Kumar Mallsable Ltd., Reddiapatti	Rough castings	2400 MT	708.00	112.60	293.67	74
8	Vijayasree Spinning Mills, Dindigul	Cotton Yarn	400 T	4044.06	323.13	2254.95	446
9	Kadar Spinners (P) Ltd., Dindigul	Cotton Yarn staple Fibre yarn	1927800 kgs.	616.47	121.10	99.01	310
10	Sri Annamalaiyar Textile (P) Ltd., Dindigul	Cotton Yarn	19256 spindles	874.00	71.00	83.00	266
11	Mother Mira Finance and Investment Ltd., Dindigul TK	Cotton Yarn	2025	200.00	125.00	150.00	150
12	Bhuvanewari Textiles Ltd., Dindigul TK	Cotton Yarn	12.30 lakh kgs.	1458.58	56.29	314.74	365
13	Sri Shanmugavel Mills Ltd., Dindigul.	Cotton Yarn	24.57 lakh kgs.	3134.15	241.50	927.90	360
14	Sivaraj Spinning Mills Ltd., Dindigul TK	Cotton Yarn	32.14 lakh kgs.	3870.30	115.91	878.74	328
15	Sudhan Spinning Mills Ltd., Dindigul TK	Cotton Yarn	30.62 lakh kgs.	3986.42	162.46	1241.82	320
16	Alagiri Spinning & Weaving mills, Dindigul TK	Cotton Yarn	13018075 kgs.	119.56	-----	----	47

Sl. No.	Name & Address of the unit	Line of Activities	Production		Land & Bldg.	Plant & M/c	No. of Persons employed
17	Alagiri Spinning & Weaving mills, Dindigul TK	Woven fabrics 10,000 spindles	----	-----	13.05	42.90	85
18	Subikaha Spinners (P) Ltd. Kalikkampatti, Dindigul,	Cotton Yarn 23640 Spindles	1224000 kg.	979.20	110.64	348.58	175
19	Saravana Spinning Mills (P) Ltd., Dindigul.	Cotton Yarn	2019305	2181.00	511.10	79.56	270
20	Palimer Mills (P) Dindigul TK	Cotton Yarn	1834410 kg.	1535.77	435.91	193.82	419
21	G.V.G. Industries, Dindigul.	Cotton Yarn & Polyester Yarn	2683600 kg.	2306.88	1022.2	172.20	250
22	S.V.P.S. Spinners (P) Ltd., Reddiarchatram Block, Dindigul TK	Cotton Yarn	623700 kg.	427.78	373.35	78.04	91
23	Ambika Cotton Mills (P) Ltd., Dindigul TK	Cotton Yarn	3515803 kg.	3164.00	338.90	1929.43	343
24	Dhanalakshmi Paper Mills Ltd., Nilakottai TK	Printing and writing papers	16500 MT	1696.25	251.96	1390.20	76
25	Servalakshmi Paper & Boards, Nilakottai TK	Printing and writing papers	15000 MT	1373.72	116.31	823.82	65
26	Neloo Metal Products Ltd., Nilakottai.	Atomised Aluminium	835 MT	681.00	50.00	196.00	39
27	Vijayalakshmi Paper Mills Ltd., Nilakottai TK	M.G.Karft 1450 M.T. M.G.Pester 977 M.T. M.G.Wax Match 554 M.T. Paper & Others 225 M.T.	6500 MT	16.64	57.01	398.28	47
28	Thiagarajan Mills Ltd., Nilakottai TK	Cotton Yarn	60589.43	103.50	366.84	1797.92	150
29	Bojaraj Textile Mills Nilakottai TK	Cotton Yarn	534000 kg.	640.80	752.54	197.94	70
30	Ramnagar Kodairoad.	Spirulina (Blue Green Algae)	20 T	80.00	325.32	402.02	26
31	Vaigai Fine Tex, Nilakottai TK	Cotton Yarn	1100 MT	616.53	110.08	387.04	97
32	The Rajarathina Mills Palani Block & TK	Cotton Yarn	66 lakh kg.	4637.64	228.13	2077.73	250

33	The Vijayakumar Mills Ltd., Palani Block.	Cotton Yarn 43580 spindles Cotton yarn Polyester Yarn	4011000 1943 kg. Per day	4784.21	1271.72	4261.07	1081
34	Futuva Industries Ltd., Palani	Fried Banana Chips	600 MT	360.00	17.80	124.71	2
Sl. No.	Name & Address of the unit	Line of Activities	Production		Land & Bldg.	Plant & M/c	No. of Persons employed
35	Sri Sastha Spinning Mills (P) Ltd., Palani Block	Cotton Yarn	458203 kgs.	318.08	42.95	103.98	49
36	Sri Krishna Vijayan Spinning Mills (P) Ltd., Palani.	Cotton Yarn	14 lakh kg.	910.00	50.44	340.12	126
37	Sri Krishna Vijayan Spinning Mills (P) Ltd., Palani.	Cotton Yarn	433136 kgs.	368.16	164.89	77.87	109
38	Amravathy Sri Venkatsen Paper Mills (P) Ltd., Thoppampatti Block	Printing and writing papers	4952 MT	837.38	240.25	706.70	320
39	Sri Venkateswara Paper & Boards Ltd, Thoppampatti Block	Printing and writing papers	33000	4950.00	510.00	2768.00	328
40	Vishnuvardhan Paper Mills (P), Ltd., Thoppampatti Block	Printing and writing papers	6030 T	1011.23	228.48	664.88	110
41	V.G. Paper & Boards Ltd., Thoppampatti Block	Printing and writing papers	9825 MT	1580	77.34	431.26	120
42	B.V.V. Paper Mills (P) Ltd., Thoppampatti Block	Printing and writing papers	6000 MT	2103.00	307.40	1496.85	169
43	G.V.G. Paper Mills (P) Ltd., Thoppampatti Block	Printing and writing papers	18271.07 T	3029.06	1737.00	287.00	250
44	Siv. Industries, Palani Block	Sunflour	17500 MT	2975.00	70.00	1628.00	61
45	Rajalakshmi Paper Mills Ltd., Thoppampatti Block	Printing and writing paper	11000 MT	2000.00	276.47	627.56	135
46	Shri Hari Krishna Papers (P) Ltd., Vayalur	Paper	6000 MT	105000	107.13	401.57	130
47	Guruvayurappan Textile (P) Ltd., Thoppampatti Block	Cotton Yarn 6000 spindles	719494 kg.	465.86	329.56	89.13	85
48	Lambotara Textiles Ltd., Palani TK	Cotton Yarn 5760 spindles	675259 kgs.	337.63	23.24	389.79	80

Sl. No.	Name & Address of the unit	Line of Activities	Production		Land & Bldg.	Plant & M/c	No. of Persons employed
49	Harshavarthana Cotton & Synthetic Ltd., Thoppampatti Block	Cotton Yarn 12000 spindles	252000 kg.	642.00	151.00	600.00	112
50	Sri Skantha Spinners, Palani TK	Cotton Yarn 6000 spindles	13.50 lakh kgs.	1050.00	209.70	607.68	100
51	S.V.A. Syntex (P) Ltd., Thalaiyuthu	Cotton Yarn 6048 spindles	470 MT	1410.00	89.57	515.81	90
52	Palani Andavar Cotton & Synthetic Spinners Ltd., Palani TK	Cotton Yarn	18.63 lakh kgs.	2045.00	249.79	933.89	467
53	Parani Spinning Mills, Vendasandur	Cotton Yarn 16000 spindles	709050 kg.	799.34	110.80	1384.34	216
54	Centwin Textiles (P) Ltd., Vendasandur TK	Cotton Yarn 16368 spindles	1920000 kg.	245.00	186.60	1168.35	165
55	Vidyasagar Textiles Ltd., Vendasandur TK	Cotton Yarn	14 lakhs kgs.	892.00	85.12	223.88	146
56	Elkay PEE Spinners (P) Ltd., Vendasandur	Cotton Yarn 2880 spindles	300000 kg.	361.00	37.05	133.34	45
57	Prabu Spinning (P) Ltd., Vendasandur	Cotton Yarn 33987 spindles	34.95 lakhs	4160.08	256.63	1893.60	448
58	Thuvam Spinning Mills (P) Ltd., Vendasandur	Cotton Yarn 2000 spindles	1560000	1676.00	89.94	855.34	120
59	Sri Velayuthasamy Spinning Mills Ltd., Vendasandur	Cotton Yarn 36077 spindles	35.94 lakh kgs.	4046.04	237.73	1553.95	440
60	Pandian Textile Mills (P) Ltd., Vendasandur	Cotton Yarn 6048 spindles	2042272 kg.	2058.50	136.55	955.74	95
61	Raja Rajeswari Spinning Mills (P) Ltd., Vendasandur Block	Cotton Yarn 9192 spindles	6355000 kg.	284.00	300.00	150.00	161
62	Cholan Tex (P) Ltd., Vendasandur Block	Cotton Yarn 26160 spindles	3310955 kg.	3628.28	225.41	976.38	300
63	Cheran Spinning Mills (P) Ltd., Vendasandur Block	Cotton Yarn 12864 spindles	1660995 kg.	1829.66	119.70	630.25	95
64	Eastman Spinning Mills (P) Ltd., Vendasandur Block	Cotton Yarn	898800 kgs.	996.80	416.15	1438.44	163

Sl. No.	Name & Address of the unit	Line of Activities	Production		Land & Bldg.	Plant & M/c	No. of Persons employed
65	Rathinasamy Spinners (P) Ltd. Vendasandur Block	Staple viscose yarn 100% 5280 spindles	243177 kg.	221.29	149.83	480.55	90
66	Guhan Textile Mills (P) Ltd., Vendasandur Block	Cotton Yarn 19152 spindles	1102500 kg.	992250.00	1562.83	124.48	356
67	Goodwill Textile Mills (P) Ltd. Vendasandur Block	Cotton Yarn	1725 kg. Per shift per day	1.05	163.65	456.72	168
68	Saravana Spinning Mills Ltd. Vendasandur Block	Cotton Yarn	1838349 kgs.	2090.00	318.82	2115.15	214
69	Mani Spinning Mills (P) Ltd. Vendasandur TK	Cotton Yarn	1016500 kg.	1016.50	1423.50	225.35	250
70	Thiruppur Surya Textiles (P) Ltd. Vendasandur	Cotton Yarn	1014500 kgs.	1107.69	279.11	1040.77	90
71	Adisankara Spinning Mills (P) Ltd. Vendasandur	Cotton Yarn 30643 spindles	34.95 lakhs	3350.01	283.48	1399.46	424
72	Meera Textiles (P) Ltd. Vendasandur	Cotton Yarn	9476.88 lakhs kgs.	885.00	66.18	101.18	50
73	Sri Moogambiga Spinning Mills Ltd. Vadamadurai.	Cotton Yarn cone	2635596 kgs.	2591.05	363.79	1534.38	244
74	Shiva Distilleries Ltd. Velvarkotai	Cotton Yarn 33408 spindles	5119200 kgs.	6373.03	2661.68	480.41	440
75	C.A.V.Cotton Mills (P) Ltd. Vadamadurai Block	Cotton Yarn 28800 spindles	2719976 kg.	2536.65	257.43	2115.73	185
76	Viswathabharathy Textiles, Vadamadurai Block	Cotton Yarn	3100000 kgs.	3572.00	616.97	3010.57	1124
77	Bannari Amman Spinning Mills Ltd. Vadamadurai	Cotton Yarn 27216 spindles	4973982 kg.	4976.98	2749.40	1019.81	359
78	Karnal Kumar Spinning Mills Ltd. Vadamadurai	Cotton Yarn 6000 spindles	438000 kgs.	394.20	85.00	150.00	53
79	Super Spinning Mills Ltd. Guziliamparai Block	Cotton Yarn 10080 spindles	1800000 kgs.	2400.00	204.00	1200.00	160
80	L.G. Balakrishna & Bros Ltd. Vendasandur TK	Wooden Chairs wires	82330 MT	----	116.65	438.52	178
81	Neo INTEA Mills Ltd. Natham TK	Cotton Yarn 1376 Retator	1682026 kgs.	1294.85	296.72	2672.86	144
82	Hindusthan Level Ltd. Kodaikkanal	Clinical glass Thermometer	20000000 Nos.	826.69	69.30	265.32	150

6. Erode District

S. No.	Name and address of the unit	Line of activities	Capacity	No. of persons employed
1	Sri Natesar Spinning & Weaving Mills Ltd, Erode	Cotton yarn/ synthetic Fibre yarn/Man-made yarn	2330 MT	403
2	Bannari Amman Sugars Ltd, Sathiyamangalam.	White Crystal Sugar	375000 MT	319
3	V.R.Textiles Ltd, P.Puliampatti, Erode	Cotton yarn	686.49 kg.	240
4	Sri Bhanvani Textile Processors P Ltd, Kodiveri PO, Gobi TK	Processing of Cotton, Manmade fabrics, bleaching, Mecerising, Deying & finishing	336 MT	129
5	The Tamilnadu Co-op, Textile Processing Mills Ltd, Erode.	Beaching, dyeing & printing of cloth, bleaching & dyeing of yarn	4289719 MT	313
6	Rajalakshmi Tex. Processors Ltd, Erode.	Beaching, Dyeing, Printing	18120	200
7	The Periyar District Co-op, Spinning Mills Ltd, Dharmapur.	Cotton Yarn in hands 20s, s/20s, 40s, 60s & 80s Cotton yarn in cases 20s, s/20s, 40s, 60s & 80s	10.21 kg	773
8	Kandasamy Spinning Mills P Ltd, Bhavani, Suriampalayam.	Cotton Yarn Fibre Yarn	1972000 kg	700
9	Sakthi Sugars Ltd, Foundry Division, Perundurai TK	SG Iron Casting	1200 T	147
10	Pariyur Amman Spinning Mills Ltd, Palavakalipalayam, Gobi.	Polyster yarn P/U Yarn	122529 kg	80
11	Anbu Wattle Extracts P Ltd, Gobi.	Wattle myrabalan Extracts in Spray dried powder form	3500 MT	88
12	TT Maps & Publications Ltd, Bhavanisagar PO	Paper	278 T	305
13	Poppys Spinning Mills P Ltd, Mulanur	Cotton Yarn	170 kg	46
14	Velan Textiles P Ltd, Kangayam,	100% Cotton Yarn	750000 kg	141
15	Coimbatore Allied Chemicals Ltd, Periyapuliyur, Bhavani TK	Rectified & Nueutral Spirit	20000 Lt	45
16	Subbathal Spinning Mills Ltd, Perundurai	Cotton Yarn & Polyster	100 T	542
17	The Coimbatore Pioneer Mills Ltd, Ramanathapuram PO, Erode	Job work textiles processing	9996 lakh mtr	164

S. No.	Name and address of the unit	Line of activities	Capacity	No. of persons employed
18	Manjula Textile Processors, R.N.Pudur, Erode	Printing, Dyeing & Bleaching, calendering & Stentering of cloth	5000000 mtr	138
19	The Periyar Dist. Co-op Mills Procedures Union Ltd, Erode.	Butter, ghee and skimmed milk	9000 T	408
20	Shanmugaraj Spinning Mills P Ltd, Chithode PO	Cotton Yarn	6218.58 kg	245
21	Sri Krishna Vanaspathy Producers, Erode	Vanaspathy	7500 T	16
22	E.K. Hajee Mohamed Meera, Erode.	Finished Leather	4.51 lakh pieces	43
23	Bannaariamman Sugars Ltd, Sathi TK	Black granite slabs & tiles	10000 sq. mt	45
24	City Mills P Ltd, Chinnaiympalayam PO	Cotton Knitting Cloth	291050 kg	10
25	Sakthi Sugars, Appakoodal, Bhavani TK	White Crystal Sugar, Industrial Alcohol	4000 T	1607
26	Sri Ramakrishna Mills Ltd, Sathy.	Cotton Yarn Spinning	-----	230
27	Crystal Knit Processors P Ltd, Ammapet, Bhavani.	Knit Processing	-----	115

7. Kancheepuram District

S. No.	Name and address of the unit	Line of activities	Capacity	No. of persons employed
1	Modern Rice Mill, Thimmavaram	Rice Processing	22000 MT	125
2	ABT Industries Ltd, Mevalurkuppam Village, Sriperumbudur TK	Fruit Juices Beverage	8008 T	-----
3	Reginous Oil Chemicals P Ltd, M.M.Nagar, Kanchi	Refined Castrol Dehydrated Castrol Dio Oil	30 T 25 T 15 T	8
4	Parrys Confectionary Ltd, M.M.Nagar	Confectionery	39329 T	114
5	Veeraraghava Textiles P Ltd, Uthiramerur.	Cotton Yarn & Blended Yarn	25000 spindles	-----
6	Kancheepuram Kamatchiamman Coop Spinning Mills Ltd, Kancheepuram	Cotton Yarn	25000 spindles	586
7	SSY Mills Ltd, Maraimalai nagar.	Textile Weaving Polyster Viscose Cotton	17.72	281
8	Cut Fast Abrasive Tools Ltd, M.M.Nagar	Indl. Grey Cloth	18 lacs metre	50
9	Indra Cotton Mills Ltd, Jagampet Gardens	Cotton Yarn Cellulosic Pureyarn	1600 T 650 T	477

S. No.	Name and address of the unit	Line of activities	Capacity	No. of persons employed
10	T.T. Maps & Publications Ltd, Chrompet, Chennai	Printing Maps, Atlas, Tourist Guide, Books & Job Work	245 Mill Standard Impressions	296
11	Nagarajan & Co P Ltd, Thiruvannamiyur,	Books, Pamphlets, Directories, Journals	80.00 lacs	37
12	Cholan Paper & Boards Mill Ltd, Pukkathurai	Paper	5007 MT	100
13	Prakash flexibles Ltd, M.M. Nagar,	Laminated Paper	1760 T	9
14	Waczech Leather Industry, Chrompet, Chennai-44.	Finished Leather	24.00 lakh sq.ft	85
15	Presidency Kid Leather Ltd, Kancheepuram	Finished Leather	12 Million	220
16	S.F.S. Footwear International Ltd, Kancheepuram	Leather Shoe Upper	4.50 lacs	490
17	India Shoes, Ramapuram, Chennai-89	Shoe Uppers Full Shoes	6.00 lacs 10.00 lacks prises	680
18	The Chrome Leather Co Ltd, Chrompet, Chennai	Leather Footwear Goods, Leather Wagon, Finished Leather	19.00 lacs	254
19	Indo Swiss Exports Ltd, Guduvancherry	Full Shoes	3865 Nos	234
20	R.G.P.T.P. India Ltd, Singaadvakkam village	System, Fathien, Footwear components	5000 T	80
21	Hadimbass Creations (P) Ltd, Guduvancherry	Full Shoes	----	55
22	Bokitya Tanneries Ltd, Pudupakkam Village	Finished Leather Manufacturing	15 lacks pcs	215
23	ELGI Rubber Products Ltd, Vandalur,	Reclaimed Rubber Sheet	625 MT	150
24	London Rubber Co (India) Ltd, Pallavaram	Rubber Contraceptives	225 Mill	550
25	SS & Y Mill M.M. Nagar, Kancheepuram Dist.	Polyster Viscose Polyster Cotton	17.72	47
26	Technology Plastics Ltd, M.M. Nagar, Kanchi Dist	Pet Bottle	1101 Mt	2
27	Magnum Polynex (India) Ltd, Mount Rd, Chennai	HDPS Woven Sacks Lakhs	6483000	65
28	Empee Distilleries Ltd, Kancheepuram	Indian Made Foreign Spits (impl)	15.00 lacs cases P.A.	300
29	Bus Boke Allan (P) Ltd, St. Thomas Mount, Chennai-43	Flavouring Essence	5698.05 TPA	177
30	I.T.I. Pharma Ltd, Pallavaram, Chennai-43	Pharmaceutical/mfrs, Liquid Products, Tablets,	16580 MT	438

S. No.	Name and address of the unit	Line of activities	Capacity	No. of persons employed
31	Vorian Chemicals Indl & Distilleries Ltd, Vedanarayanapuram PO	Indl, Alcohol	10650 kls	52
32	Ponds (India) Ltd, Perungudi Chennai-96	Cosmetics, Toilet Preparation, Leather Garments	9000 T 2000 Pieces	400
33	GNP (Madrass) Ltd, Perungudi Chennai-96	Processing of paints Enamels & Paints	2700 MT	177
34	Tamilnadu-Dhada Pharmaceutical Ltd, Chennai-74	Tablets, Capsules, Liquids, Ampoules, Vials, Transfersion	8110 L	530
35	Kothari Indl Corporation Ltd, Chennai	Fertilizer, Sulphuric Acid, Superpospate	33000 HT 66000 HT	256
36	Reptakas Brett & Co Ltd, Chennai -32	Pharmaceuticals Vitamin Liquids	1000 Kilos	199
37	Pamban Oil Mill (P) Ltd, Neervallur PO, Kanchi	Solvent Extraction Rice Bran Oil Cake	30000 MT 45000 MT	82
38	Maruthi Crystal Salt Co Ltd, Thiruporur	Salt Marine Chemical	12000 T	350
39	R.R.Medi Pharma Ltd, Alathur	Intraveneties-flviel	15 milli bottles	100
40	Maschmeijer Aromatics (India) Ltd, Chrompet, Chennai-44	Aromatic chemical musk ambrette, Musk & Gold Musk become Perfumery compounds	560 T	52
41	Light Roffing Ltd, Chettipunyam, Kanchi	Asphatic Roofing sheets	64000 MT	263
42	V.G.P. Housing Factory, Kilambakkam	Prefabricated Housing components Hollow Blocks	43000 MT	150
43	India Pistons Ltd, M.M.Nagar,	Pistons	36000 Nos	186
44	India Forge and Drop Stampings, Kandanchavadi, Chennai	Conversion of Steel billetes into steel	1000 MT	30
45	Tamilnadu Steel Tubes Ltd, M.M. Nagar	E.R.W.Pipes	25000 Mt	250
46	Unity Forgings & Stampings (P) Ltd, M.M Nagar	Rough Steel Forging	3600 MT	105
47	Chendur Forge Exports, Thuraipakkam, Chennai	Steel Forging	5000 T	160
48	I.L.C. Foundries Ltd, Nandambakkam.	Malleable Nihard	5100 MT	490
49	Associated Engineering Enterprises & Castings	Iron Castings	4320 MT	64

S. No.	Name and address of the unit	Line of activities	Capacity	No. of persons employed
50	Infra Industries Ltd, Pukkathurai, Kanchi	Rotational Moulding Process	50000	149
51	Raipur Abrasives Pvt. Ltd, Bukkathurai Village, Kancheepuram	Steel Sheets, Grills & Ms Ingets	15000 MT	64
52	Gangadharam Appliances Ltd, Pudupakkam Village	Pressure Cooker Pressure Pan Vacuum	108516 46373 54270	303
53	Aeip Precision Products Ltd, M.M. Nagar Complex	Cylinder Liners	210000	92
54	Duramettalic Sannar Ltd, Karapakkam Accessories.	Mechanical	150000	120
55	Guindy Machine Tools Ltd, Pallikaranai	Mfr. Of Machine tools & accessories	50 Nos	270
56	Advani Oerlikan Ltd, Vandalur, Chennai – 48	Wekdubg Cibsynabkers	55.5 Million	120
57	Ucal Machine Tools (P) Ltd, M.M. Nagar	Spl. Purpose machines dies & moulds	16	31
58	Shaha Keil Ltd, M.M.Nagar, Kanchi Dist	Electronic components	100 Mill	60
59	Reed relays & Electronics (I) Ltd, Thorapakkam	Reed Switch Reed Relays Key Board Switch Producing Switch Terminal Key Boards	50 lacs 5 lacs 75 lacs 0.75 lacs 300 Nos 1.50 lacs Nos	250
60	Inchem Instruments Ltd, Perungudi, Chennai-96	Electronic Equip and Components	160 LAC Weighting Systems	159
61	Hilversum Electronics Division E.I.D. parry (I) Ltd, Seevaram, Chennai	Soft Ferrite	250 T	130
62	Madras Automic Power Station, Kalpakkam	Production electricity	33854400 mwm	1170
63	Fortran Circuit Electronics (P) Ltd, Perungudi, Chennai-96	Printed Circuit Board Single Double Multi	2000 MT 8000 MT 5000 MT	60
64	GEC Alsthom (I) Ltd, Pallavaram, Chennai	F/B/SSG Relays, Control Panels, Marconi Instruments service motor	137145 meters lacs	1713
65	Rane (Madras) Ltd, Velacher Rd, Guindy, Chennai-32	Automobile Tractor M.C.Roads	-----	1051
66	Corporation Transport Ltd, Chrompet, Chennai	New Bus Body & 192 Bus major Repair of Buses Bodies	----	560
67	Pentafour Products P Ltd, D-4, Indl complex, M.M. Nagar	Carburator Water Pumps, Fuel Pumps	76872 145488 254935	350

8. Kanyakumari District

Sl. No.	Name & Address of the unit	Line of Activities	Investment		No. of Persons employed
			Land & Building (Rs.in Lakhs)	Plant & Machinery (Rs.in Lakhs)	
1	2	3	5	6	7
1	Borax Morarji Ltd., Chenbagaramanputhur.	Treated and Seasonal Rubber, Wood and Wood product	118.08	516.00	108
2	Vasantham Monofile (P) Ltd., Thammathukonam.	Nylon Monofilament Yarn for Fichnets	22.51	315.00	34
3	Nagammal Spinning Mills Ltd., Vettoornimadam,	Cotton yarn	43.82	482.04	273
4	Kanyakumari District Coop. Spinning Mills Ltd., Aralvoimozhy.	Cotton yarn	47.02	607.10	702
5	Indian Rare Eathe Ltd., Manavalakurichi.	Illuminite, Rutile, Zircon, etc.	595.00	1378.00	780

9. Karur District

Sl. No.	Name & Address of the unit	Line of Activities	Capacity	Production	No. of Persons employed
1	2	3	4	5	6
1	Chettinad Cement Corporation Ltd., Puliur	Cement	600000 MT	829260 MT	626
2	L.G. Balakrishnana & Brothers Ltd., Mochakottampalayam	Mnf. Of Automobile Bodies for Buses & Vans.	1000 Nos Per Year	300 Nos.	124
3	The EID Parry India Ltd., Pugalur.	Sugar Cane	4000 TCT	White Crystal Sugar.	320
4	The Tiruchirappalli Dist. Co-op. Spinning Mills Ltd., Karur	Cotton Yarn Spinning	25580 Spindles	Rs.1202.45 Lakhs	469
5	Tamilnadu Newsprint Paper Ltd., Pugalur.	Mnf. Of News Print And Pinting & Writing Paper	180000 MT Per annum	176075 MT	1707
6	Tamilnadu Asbestos Pipes Ltd., Mayanur.	Prodn. Of Asbestos pipes and Coulers	2500 MT Per Month	4022 MT Per annum	241
7	Sri Rathanagiri Spinners (P) Ltd., Karur.	Mnf. And sellers of Cotton Hosiery Yarn	6048 Spindles	1200 Kgs. Per day	100
8	Fenner India Ltd., Mayanur, Krishnarayapurm.	Cotton Yarn	12480 Spindles	6900 Kgs. Per day	300

Sl. No.	Name & Address of the unit	Line of Activities	Capacity	Production	No. of Persons employed
9	VNC Electrodes, Sidec Indl. S. Vellalapatty.	Mnf. Of Wlding Electrodes.	100 MT	60 MT	40
10	KCP Packaging Ltd., Mayanurm, Karur.	Mnf. Of PP/HDPE Bags for Cement Packing	275 MT Per month	260 MT per month	335
11	Karur Amaravathy Textiles (P) Ltd., Karur.	Mnf. Of Cotton Fabrics.	1500 MT	50 MT	24
12	Good Will Textiles (P) Ltd., Sengunthapuram, Karur.	Spinning of Cotton Yarn	14112	3500 Kg. Per day	162

10. Madurai District

S. No.	Name and address of the unit	Line of activities	Production		No. of persons employed
			Qty	Value (Rs.in lakhs)	
1	Tvl Paramount Textile Mills Ltd. Thirali, Thirumangalam Madurai 625 712	Cotton grey cloth	1000000 Mtrs	330.00	189
2	Tvl Sree Nagalakshmi Textile Mills(Madurai Ltd.) S No.19-20-26, Madurai Rajapalayam Road, T Kunnathur Madurai 626708	OE Cotton yarn RS Cotton yarn	2.50 lakhs Kgs 7.00 lakhs Kgs	175.00 490.00	70
3	Tvl Sree Visalakshi Mills (P) Ltd. Visalakshi Nagar Madurai 625401	Cotton yarn Polyester yarn	12 lakhs Kgs 4 lakhs Kgs	1050.00 40.00	705
4	Tvl The Metal Powder Co.Ltd Maravankulam Thirumangalam Madurai 625706	Pyrotechnic Al.powder Atomised Al. Powder Zinc Dust	1067 MT 2167 MT 2500 MT	1328.00 1885.00 1850.00	557
5	Tvl TVS Sri Chakra Ltd. Perumalpatti Road Vellaripatti Melur Tk, Madurai	Tyres Tubes	3292883 Nos 2479829 Nos	36 lakhs 36 lakhs	1390
6	Tvl Sri Sivagami Mills Ltd. Thenur, Samanallur Post Madurai 625402	Cotton yarn Blended yarn	4313591.23 Kgs	4168.48 lakhs	614

S. No.	Name and address of the unit	Line of activities	Production		No. of persons employed
7	National Corporation Sugar Mills Ltd. B Mettupatti Post Alanganallur via Vadiapatti Tk, Madurai 625502	Sugar	129000 bags	4.30 lakhs	694
8	Shri Meenakshi Mills Ltd Paravai Unit, Samayanallur Madurai	Cotton yarn	40772 spindles	1370.04	1075
9	Shri Meenakshi Mills Ltd. Palanganatham Unit Madurai	Cotton yarn	89840 spindles	3018.62	2842
10	Mangayarkarasi Mills Ltd. Puliankulam Madurai	Cotton yarn	14432 spindles		243
11	Thiyagarajar Mills Ltd. Kappalur, Thirumangalam, Madurai	Cotton yarn	3.9 MT	4.29	419
12	Seethalakshmi Mills Thirunagar Madurai	Spinning Weaving	48040 spindles 79 looms		1275
13	Fenner India Ltd. 3 Madurai Melakal Road Kochadai, Madurai 16.	Vandam belts Oil seals and Rubber products Conveyor belt	60 lakhs nos. 165 lakhs nos. 225 kms		723
14	Dattatareya Textiles (P) Ltd. Maruthur Road Therku Theru.	Cotton yarn Voil yarn Silk yarn	25056 spindles 45 T 51 Tp	841.88 6.75 10.20	381
15	Sundaram Textiles Maruthur Road Therku Theru.	Cotton yarn	43544 spindles	1463 lakhs	600
16	Madurai Sugars Pandiyarajapuram Vadipatti Tk.	White crystal Sugar	1250 TCD 215000 T	19.35	611
17	Sundaram Industries Ltd. Rubber Division Kochadai, Madurai 18.	Automobile rubber components	335 tonnes	2200.00	1050
18	T.V. Sundaram Iyengar & Sons Ltd. 211 South Veli Street Madurai	Servicing and repairing of automobile			50

S. No.	Name and address of the unit	Line of activities	Production		No. of persons employed
19	Industrial Diamonds Ltd. Narasinganpatti Melur Tk.	Industrial synthetic diamonds	25 lakhs		48
20	Bayer indian Syntams Ltd. 29/3 Valayankulam Village Madurai	Synthetic tanning agents, cushion binders, acrylic polymers, pigments disposed	4000 T	2200.00	36
21	Athilakshmi Oil Mills (P) Ltd. Thirumangalam, Usilai Road, Thummakundu Village usilampatti Tk.	Rice bran oil			
22	Madras Suspensions Ltd. No.3 111 cross Street D.s.P. Nagar, Bypass Road Madurai	Tappered leaf springs			
23	Coats Viyella India Ltd. Madurai Industrial Textiles PB No.35 New Jail Road Madurai-1.	Cotton yarn canvas fabrics, duck fabrics, tyre cord, warp sheets	54116 spindles	1818.03	13409

11. Nagapattinam District

Sl. No.	Name & Address of the unit	Line of Activities	Capacity	Production		No. of Persons employed
				Quantity	Value (Rs. in lakhs)	
1	2	3	4	5	6	7
1	Thanjavur District Co-op. Spinning Mills, Manalmodu.	Cotton Spinning	25000 Spindles	----	----	658
2	TNCSC Modern Rice Mill, Sitharkadu, Mayiladuthurai TK	Rice		----	----	66
3	TNCSC Modern Rice Mill, Erkkur Sirkali TK	Rice		----	----	----
4	Nadippisai Pulavar ER Ramasamy Co-op. Sugar Mills Ltd, Thalainayar.	Sugar	1250 TCD			838
5	TNCSC Modern Rice Mill, Sembanar Koil, Tarangambadi TK	Rice				
6	FCI Solvent Extraction Plant, Tarangambadi TK	Rice bran oil	15 MT per day	4500	473023	74
7	DCW Ltd., Salt Factory Ayakkaranpulam.	Salt	75 MT	524	63633	
8	Chemical & Plastics India Ltd., Vedaranyam	Chemicals	360 TPA	42	80	179
9	The Madras Refineries Ltd. Panangudi, Mannilam TK	Oil Refining	500000 TPA			

11. Namakkal District

Sl. No.	Name & Address of the unit	Line of Activities	Capacity	Production		No. of Persons employed
				Quantity	Value (Rs. in lakhs)	
1	2	3	4	5	6	7
1	Salem Co-op. Sugar Mills, Pettapalayam.	Sugar	2500 Tonnes	----	----	892
2	Namakkal Cotton Mills (P) Ltd., Muthukalippatti PO, Rasipuram TK	Cotton	312915 Kg.	----	----	145
3	Kutti Spinners (P) Ltd., 11/1-A, Namakkal Rd, Ujanai Tiruchengodu TK	Cotton	241 Thousand Kg.	----	----	58
4	Lakshmi Saraswathi Cotton Mills (P) Ltd., Thokkawadi PO, Tiruchengodu TK	Cotton	1164281 Kgs.	----	----	227
5	Sanguntha Spinning Mills (P) Ltd., Thokkavadi, Tiruchengodu TK	Cotton	397250 Kgs.	----	----	297
6	Kovai Maruthi Papers & Boards (P) Ltd., Paramath Velur TK	Papers	416 Tonnes	----	----	100
7	PKPN Spinning Mills Ltd, Pallipalayam.	Cotton	2874448 Kgs.	----	----	325
8	Arunachala Gounder Textile Mills Ltd., Pallipalayam	Cotton	939188 Kgs.	----	----	250
9	Golden Garden Processed Foods (P) Ltd., Thennampillaikadu	Garden Process	300+ 600 Lakhs	----	----	20
10	Shesahsayee Papers & Boards Ltd., Pallipalayam.	Papers	----	----	----	----
11	Ponni Sugars and Chemicals Let., Pappampalayam, Tiruchengodu TK	Sugar	----	----	----	----
12	The Salem Co-op. Sugar Mills Mohanur.	Sugar	----	----	----	----
13	Kurinchi Chemicals (P) Ltd., Keeranur, Rasipuram TK	Chemicals	----	----	----	----
14	Sri Sampoorنالakshmi Spinning Mills (P) Ltd., Kutchipalayam Tiruchengodu TK	Cotton	----	----	----	----

13. Nilgiris District

Sl. No.	Name & Address of the unit	Line of Activities	Capacity	Production		No. of Persons employed
				Quantity	Value (Rs. in lakhs)	
1	2	3	4	5	6	7
1	The Hindustan Photofilms Mfr. Company Ltd, Ooty	Cine films X-ray films Roll films Bromide paper Magnetic Tape	2.727 M.Sq.Mtrs. 4.162 M.Sq.Mtrs. 0.823 M.Sq.Mtrs. 3.300 M.Sq.Mtrs. 3.493 M.Sq.Mtrs.			3882
2	Rallis India Ltd., Ooty	Gelatine Phosphery	2250 MT 7000 MT			328
3	Needle Industries (India) Ltd., The Nilgiris	Hand Sewing Surgical Needless Knitting Pins-AL Snap Fasteners	1750.00 Million 12.00 Million 120000 Gross 402.54 Million			547
4	The Cerdite Factory, The Nilgiris	Govt. of India Defence Factory, No Particulars furnished by them.				
5	Ponds India Ltd, The Nilgiris	Edible Mushroom 100% Export unit	4000 Tonnes			355
6	The Nilgiris District Co-op. Milk Producers Union Ltd., Ooty.	Milk Butter Ghee Cheese	98.54 Lak Litre 62.95 MT 45.30 MT 33.80 MT			297
7	Nestle India Ltd., Gudalur, The Nilgiris	Instant Tea	314 MT			83

14. Perambalur District

Sl. No.	Name & Address of the unit	Line of Activities	Capital Investment	Production		No. of Persons employed
				Quantity	Value (Rs. in lakhs)	
1	2	3	4	5	6	7
1	Dharani Cements Ltd, Reddipalayam Post, Ariyalur TK	Ordinary Portland Cement (43 grade)	44000000	66000 tonnes p.a for the shift	2000.00 p.a.	195
2	Tamil Nadu Cement Private Ltd.,Kunnam TK	Cement	447273000	500000 MT	7604.47	874
3	Vijay Cements Private Ltd, Kunnam TK	Cement	91100000	66000 MT	1650.00	93
4	Madras Cement Ltd, Sendurai TK	Cement	274400000	6600000	4257.00	321
5	Perambalur Sugar Mills Kunnam TK	White crystal sugar	265466000	3000 Tonne/Day	-	650
6	India Cement Ltd., Sendurai TK	Cement	383000000	900000 MT	-	250

15. Pudukottai District

S. No.	Name and address of the unit	Line of activities	Capital Investment	Production Quantity	No. of persons employed
1	Sri Nadiambal Textiles Mills, Aliyanizhai, Aranthangi	Cotton yarn	182.26	25000 spindle per annum	422
2	King Flour Unit (P)Ltd. Trichi Pudukottai Road Mathur, Viralimalai	Food products	65.26	9000 MTs per month	33
3	Thaila Spinners (P)Ltd Cauveri Nagar Pudukottai	Cotton yarn	12.11	31200 spindles per month	721
4	National Oxygen Ltd. Trichi Pudukottai Road Pudukottai	Industrial Oxygen Dissolved Acetylene, Lime waste	122.54	6 lakhs cu.m. 5 lakhs per annum 20 lakhs per annum	81
5	Cethar Vessels Ltd SF No.91/1 Mathur Viralimalai	Pressure vesseles FBC boilers process equipements	129.51	2400 MTs per annum	123
6	High Energy Batteries Avoor Road, Mathur Viralimalai	High energy batteries and calcium cells	278.70	10.10 lakhs amp.hr.	48

S. No.	Name and address of the unit	Line of activities	Capital Investment	Production Quantity	No. of persons employed
7	S R S Industrial Fabrics Sri Ram Fibre Group Unit Viralimalai	Industrial fabrics	632.58	200 MTs per annum	197
8	Moorgo India Ltd Vadugapatti, Viralimalai	Industrial valves process control equipments	154.00	2000 MTs per annum	36
9	Sundaram Industries Ltd. (Coach Division) Trichi Road, Viralimalai	Coach body building	60.00	360 Nos per annum	315
10	Rockfort Fasteners (P) Ltd., Erasanayakkanpatti, Viralimalai.	Fasteners Automobiles bolts, nuts & screws.	172.02	2000 MTs	36
11	Livia Polymers Bottles (P) Ltd Main Road, Mandaiyur, Viralimalai	Pet bottles	119.44		
12	M.M. Forgings Ltd. Viralimalai.	Forgings	350.00		
13	Rane Power Steering Ltd. Viralimalai.	Hydraulic power steering and gears	1288.94		
14	Muthammal Textiles (P) Ltd. Erasanaikkanpatti Viralimalai.	Cotton yarn	113.25		
15	Sundaram Industries Ltd (Retreading Division) thirumayam Road Pudukottai.	Tyre retreading works	39.90		
16	Sundaram Industries Ltd. (Coach Division) Thirumayam Road, Pudukottai	Coach body building	39.15	10.80 per annum	353
17	T.V. Sundaram Iyengar & Sons Pvt. Ltd. Thirumayam Road Pudukottai	Automobile vehicles repairing and servicing	24.46	10.80 per annum	

S. No.	Name and address of the unit	Line of activities	Capital Investment	Production Quantity	No. of persons employed
18	Hydro S & S Industries SIPCOT Complex Pudukottai	Mineral moulding compound colour master batches and other chemical products	242.55	6000 MT	64
19	Em Em Textiles Saveriyar Puram Thirumayam Taluk	Cotton yarn	119.39		
20	Sundaram Industries (Retreading Division) Thirumayam Rad, Pudukottai	Tyre retreading			
21	Madras Motors (P) Ltd., Brasanaiyakkanpatti.	Steel forging			
22	Fisner India Ltd 89/1 Vadugapatti village Viralimalai post Pudukottai	Industrial valves			
23	Lakshmi Shanmugam Spinning Mills Lakshmi Avenue Namanasamuthiram Thirumayam	Cotton yarn			

16. Ramanathapuram District

Sl. No.	Name & Address of the Unit	Line of Activity	Investment on Plant & Machinery (In Crore)	Employment
1	Pioneer Spinners National Textile Corporation, Kamuthakudi	Yarn	5	643
2	Mannan Cotton Mill Veeracholan Road, Abiramam	Cotton Spinning Yarn	13.30	144
3	Aayisha Cotton Mill Abiramam	Cotton Yarn	4.28	117
4	Srinidhi Industries Ltd. Achundhan vayal Ramanathapuram	Polyester viscose blended yarn	4	400
5	Sri Nithyakalyani Textiles C.K.Managalam Thiruvodanai	NA	NA	NA
6	Co-operative Spinning Mills, Achankulam Kamudhi taluk	Closed		

17. Salem District

Sl. No.	Name & Address of the unit	Line of Activities	Investment Rs. in Crores.	No. of Persons employed
1	2	3	4	5
1	The Salem Coop. Spinning Mill, Salem.	Twisting yarn.	0.845	350
2	The Madras Aluminium Co., Mettur.	Aluminium Extruders.	71 .00	1000
3	The Jawahar Mill, Salem -5.	Cotton yarn.	7.25	900
4	Burn Standard Co., Mamngam, Salem-12.	Curdie magnesite.	1.84	3500
5	Sri Rajendra Mills, Salem.	Cotton yarn.	1.90	3500
6	Tamilnadu Magnesite Ltd., Salem.	Burnt Magnesite.	6.76	----
7	The Salem Textiles, Attur	Cotton yarn.	11.34	190
8	Dalmia Magnesite, Salem.	Burnt Magneite.	2.00	3000
9	The India Cement Ltd., Sankari.	Portland Cement.	37.25	1300
10	The Sambandam Spinning Mills, Salem.	Cotton yarn.	---	----
11	Tata Refractories, Karuppur, Salem.	Burnt Magnesite.	1.20	----

Sl. No.	Name & Address of the unit	Line of Activities	Investment Rs. in Crores.	No. of Persons employed
12	The Mettur Spinning Mills, Mettur-Dam.	Cotton yarn.	6.41	----
13	Travancore Chemicals Mf. Co., Mettur-Dam.	Barium Dloride.	1.70	----
14	The Mettur Chemicals Corporation, Mettur-Dam.	Caustic Soda, etc.	---	----
15	The Steel Authority of India Ltd., Salem-1.	S.S.Cold round sheets.	177.76	1800
16	The Chemplaster, Mettu-Dam.	P.V.C. Regin.	28.00	800
17	The Annamalai Cotton Mills, Salem.	Cotton yarn.	5.68	230
18	Thambi Modern Spinning Mills, Salem-5.	Cotton yarn.	3.57	----
19	The Salem Regractorias Karruppur, Salem.	Burnt Magnesite.	1.28	----
20	Kandagiri Spinning Mills (P) Ltd., Salem-14	Cotton Yarn	2.31	----
21	Relco (P) Ltd., Chettichavadi, Salem.	Carbon and Metal folks regustors.	0.41	100
22	The Salem Dist. Coop. Milk Producers Union, Salem.	Milk products.	5.15	200
23	The Metkam Silicon Ltd., Mettur.	Silicon.	----	----
24	The Salem Cylinders (P) Ltd., Salem.	L.P.Gas Cylinder	1.25	----
25	United Solvent extraction (P) Ltd., Attur.	Rice Bran oil.	0.25	----
26	Premier Rollet Flour Mills (P) Ltd., Salem.	Malda, Suji, etc.	8.42	----
27	The Salem Roller Flour Mill, Salem.	Malda, Suji, etc.	----	----

18. Sivagangai District

S.No.	Name and address of the unit	Line of Activity
1	Sri Kadari Ambal Mills P Ltd, Devekottai, Sivagangai	Cotton Yarn
2	Sri Visalakshi Mills P Ltd, Manalur, Manamadurai TK	Kraft Papers
3	Tamilnadu Chlorates Ltd, Puliur, Manamadurai TK	Pottasium Chlorate and Perchlorates
4	Somasundaram Super Spinning Mills, Muthanendal PO, Manamadurai TK	Cotton Cone Yarn
5	Tamilnadu Chemical Products Ltd, Koviloor	Sodium Hydrasulphite and Liquid Sulphur-DI-Oxide
6	Vaigai Chemical Industrial P Ltd, Manalur, Sivagangai	Pottasium Chlorate
7	Madurai Cement P Ltd, SIPCOT Complex, Manamadurai	Cement
8	Sri Kannathal Textiles P Ltd, Okkur, Sivaganga TK	Cotton Yarn
9	Lakshmi Shankar Mills Ltd, Kallal	Cotton Yarn Spinning

S.No.	Name and address of the unit	Line of Activity
10	Sakthi Sugars Ltd, Padamathur Post, Sivaganga TK	White Crystal Sugar
11	Kathirvel Textiles P Ltd, Nachiyapuram, Sivaganga TK	Cotton Yarn Spinning
12	Natchammai Cotton Mills Ltd, Chettinadu, Sivagangai	Cotton Yarn
13	The Madras Motors Ltd, Singapunari, Sivagangai	Ferrous Forging
14	Indian Hume Pipe Co. Ltd, Silaiman, Madurai	Concrete Pipes
15	Sree Snehavalli Textiles Ltd, Devakottai Rd, Karaikudi	Cotton Yarn
16	TNGSC Ltd, Modern Rice Mill, SIPCOT, Manamadurai	Paddy Processing
17	Corm Industries and General Enterprises Ltd, Chettinadu	Maize (Corn) Products
18	Kaleeswarar Mills P Ltd, Kalayarkoil, Sivaganga TK	Cotton Yarn
19	Varadalakshmi Mills Ltd, Rajakambiram, Manamadurai TK	Cotton Yarn
20	Sri Rukmani Mills Ltd, Manalur, Manamadurai TK	Cotton Yarn
21	Asian Glue Chemicals Ltd, Manalur, Manamadurai TK	Ossein and Chemical Products
22	Sri Kumar Textiles P Ltd, Poovanthi, Sivaganga TK	Spinning Mill Cotton Yarn
23	Seethalakshmi Weaving Mills, Thirumanjulai Post, Sivagangai TK	Cotton Gada Yarn
24	Sri Vadivambigai Textiles Ltd, Sakkanthi, Sivaganga TK	Cotton Yarn and Blended Yarn

19. Thanjavur District

Sl. No.	Name & Address of the unit	Line of Activities	Capital Investment	Production Quantity	No. of Persons employed
1	2	3	4	5	6
1	TNCSC Modern Rice Mill, Pattukkottai	Boiled Rice and Broken Rice	7406000		53
2	TNCSC Modern Rice Mill, Thirunageswaram	Boiled Rice and Raw Rice Pure bran	319436		57
3	TNCSC Modern Rice Mill, Ammanpettai	Boiled Rice boiled bran	707719	27500 MT/year	68
4	FCI Modern Rice Mill, Thanavur	Par boiled rice	2010000	10000 MT/year	59
5	Thanjavur Textile Public Ltd Company, Thanjavur	Yarn	11.11 Crores	36 lakhs kg	650
6	Arignar Anna Sugar mills, Kurungulam,	Sugar lolasses	142041000		682
7	SRVS Ltd. Kumbakonam	Febrication bus bodies Misc. manufacturing clerus Sheet metla Arms & accessories	13571883		264
8	King chemicals vadacheri	Acetic acid liquid Acetaide hyde liquid under pressure Ethil acetate liquid	24.31 crores	7500 6000 3600 2100	257
9	Thriu Arooran Sugar Ltd. Thirumangalagudi	Sugar Rectified spirit Molasses Neutral spirit	7193.61 lakhs	40500 MT 12000 KL 18000 KL 3000 KL	457
10	Ambiga Sugar Ltd., Kottur Village.	Sugar	Newly opened unit details could not be gathered so far.		

20. Theni District

S. No.	Name and address of the unit	Line of activities	Production		No. of persons employed
			Qty	Value (Rs.in lakhs)	
1	Nisha Kishan Spinning Mills Pvt. Ltd. Ponnagar, Andipatti.	Cotton yarn	651312 kgs	657.83	142
2	Shri Renuga Textiles Ltd. 87 Cumbum Road, Theni	Cotton yarn Towels Dyed yarns	6800767 kgs 1250252 kgs 900000 kgs.	4760.54 2125.43 1530.00	2000
3	Sarvesh Cotton Mills Ltd. Madurai Road, Theni	Yarn	10.74 lakh kgs	1181.40	500

S. No.	Name and address of the unit	Line of activities	Production		No. of persons employed
4	L.S. Mills Ltd. Madurai Road, Theni.	Yarn	10.39 lakh kgs	1272.75	600
5	Bhojaraj Textile Mills Muthuthevan Patti PB No.22, Theni	Cotton yarn and Manmade fibre yarn	2262 MT Tons	4020.00	643
6	Anna Cooperative Spinning Mills Ltd. SS Puram, Andipatti.	Cotton yarn Polyester cotton blended yarn	20.15	1847.37	391
7	Theni Periyandavar Textile Mills Ltd. SS Puram, Andipatti.	Spinning cotton & Polyester yarn	187752 kgs		
8	Janakiram Mills Ltd. Andipatti	Cotton yarn	250532 kgs.	322.37	110
9	Srinethi Textiles Ltd. 68/2 Cumbum Road, heni.	100% cotton grey fabrics	18000 tons	25.00	15
10	Pamban Apparel Ltd. No.230 Vaigai Dam Road Theni.	100% cotton knitted socks	1209600 dozen		400
11	Alagenda Textiles Ltd. Periyakulam Road, Theni.	100% cotton Blended yarn	1260 tons	11.97 l	220
12	GGN Spinning Mill Pvt. Ltd. No.7 East Market, Theni	Carded hosiery cotton yarn in canes	625 T	593.00	45
13	Rajashree Sugars & Chemicals Ltd. Varadaraj Nagar Theni District.	Sugar Molasses	43000 MTs 19350 MTs	4873.74 19.35	357

21. Thiruvannamalai District

S. No.	Name and address of the unit	Line of activities	Capacity	No. of persons employed
1	Sri Lakshmi Saraswathi Textiles Ltd, Arni.	Cotton Yarn P.V. Yarn	27.69 kgs 25.37 kgs	1089
2	Tamil Nadu Oil Seeds Growers Federation Ltd, Anna Salai.	Groundnut Oil Groundnut cakes	4812.50 MT 7500 MT	95
3	Cheyar Co-op, Sugar Mills Ltd, Cheyyar	Sugar I.S.S.30	387000 Qtls	431
4	Dharani Sugars Ltd, Kaaraipoondi, Polur TK	White Sugars	2500 MT per day	490
5	Axles India Ltd, Vembakkam Panchayat, Cheyyar TK	Rear Axle Housings	41000 No.	247

22. Thoothukkudi District

S. No.	Name and address of the unit	Line of activities	Capacity	No. of persons employed
1	Tiruchendur Cooperative Spinning Mills, Nazareth.	Cotton yarn	25,200 Spindles	765
2	Dharachandira Chemical Works Ltd. Arumuganeri.	Caustic Soda Liquid Chlorine	-----	1076
3	Southern Petro Chemical Industries Corpn. Ltd. Spic Nagar, Tuty.	Urea, Di-ammonia, Phospate, Aluminium Fluride, Caustic Soda, Liquid Chlorine, etc.	1080.71	2695
4	Travancore Chemicals & Mafr. Co. Ltd. Mullakadu, Thoothukkudi.	Sulphate of Aluminium ferric	2880 MT	30
5	Tuticorin Alkalic Chemicals & Fertilisers Ltd. Harbour Constitution Rd, Thoothukkudi	Soda Ash Ammonium Chloride	66000 MT	827
6	Tuticorin Spinning Mills Ltd. Thoothukuddi.	Cotton yarn	42800 Spindles	1171
7	South India Carbonic Gas Industries, Harbour, Tuty.	Carbon do-Oxide Gas	5000 MT	44
8	Coats India Ltd., Tuty.	Cotton yarn spindles	52,344	2500
9	Arasan Textiles Mills (P) Ltd., Thoothukuddi	Cotton yarn	7168 Spindles	192
10	Lakshmi Mills Ltd. Kovilpatti.	Cotton yarn	51120 Spindles	763
11	Loyal Textiles Mills Ltd., Kovilpatti.	Cotton yarn and cloth	-----	1250
12	Bharathi Co-operative Spinning Mills Ltd. Ettayapuram.	Cotton yarn	12480 Spindles	262
13	Original Printing Press, Kovilpatti	Printing & Binding	168 Million Impressions	113
14	Tuticorin Thermal Power Station, Thoothukkudi	Power	-----	-----
15	Heavy Water Plant, Thoothukkudi.	-----	-----	-----

23. Tiruchirapalli District

S. No.	Name and address of the unit	Line of activities	Capital Investment	Production		No. of persons employed
				Qty	Value (Ra in lakhs)	
1	Thiakesar Alai Manaparai	Yarn	796.26	1538945	1158.20	677
2	Sri Uma Parameswari Mills Ltd. Ramjinagar PO, Trichy 4	Cotton yarn	373.95	31.96	1488.43	516
3	Tiruchy Steel Rolling Mills Ltd. Senthaneerapuram Trichy 4	M S Rounds, bars, biller stone, infats structural items & castings	165.00	15000 MT	3433.00	432
4	Tiruchy Distillers Chemcials Pvt.Ltd.	Industrial Alcohol Acetal dehyde acetic acid and Co2 gas		2106 T	1053.00	204
5	Sree Sabari Mills K.Sathanur Tiruchy 21	Cotton yarn	226.00	27140 spindles	1520.00	400
6	Seemlers Steel tube paint BHEKm Trichy 14	Seamlers tubes	581.00	4000 MT	4000.00	839
7	Jothi Malleables (P) Ltd. D.17/18 D.P.Estate Thuvakudi, Trichy 15	Ferrous castings in grey iron & malleables iron	221.95	1969 MT	453	166
8	Tiruchy Flour Mills (P) Ltd. Senthaneerapuram, Madras Bypass Road Trichy 4	Maida sooji atta etc		22588	673.07	50
9	Nataraj Ceramics (P) Ltd Dalmiapuram Tiruchy Distrct	Stone iron pipes and spl RCC spun pies	178.00	2400 MT	2750.92	495

S. No.	Name and address of the unit	Line of activities	Capital Investment	Production		No. of persons employed
10	Ordnance Factory Tiruchy 16	Armaments	652.00	-	-	575
11	Kothari Sugars Chemicals Ltd Lalgudi Taluk Tiruchy – 2	White Sugar	1011.00	377480 qutls.	256.92	589
12	Bharat Heavy Electricals Ltd. Tiruchy	Stream Generator auxiliaries and valves	8068.00	108780 MT	134148.00	12484
13	Cauvery Sugar & Chemicals Ltd. Pettavaithalai, Tiruchy – 2	White crystal sugar	171.82	375000 MT	260.00	733
14	Southern Railway Central Golden Rock Tiruchy.	Repairing work on carriages, diesel locomotives	1590.00	-	3800	6367
15	Simco Meters Ltd Meter Factory Road Tiruchy – 21.	Emergency meters, indicating meters	105.48	94222 MT	73128.00	585
16	Lipton India Ltd. Edamalaipattipudur Tiruchy 12	Tea dust	255.00	40000 MT	32000.00	164
17	Dalmia Cement Ltd. Dalmiapur, Lalgudi tk, Tiruchy	Portland cement	3853.13	82500 MT	24750.00	1064
18	Cethar Food Oil Ltd. Musiri.	Refined rice bran oil	364.00	380 MT	152.00	64
19	Sales Solvent Extraction Melachaniyarpalayam Musiri, Tiruchy	Rice bran oil	75.00	60 MT	24.00	50
20	Sasikala Oil Extraction Pvt. Ltd. 10-A Melavari Street Manachenallur Lalgudi, Tiruchy.	Oil, oil cakes	75.00	18000 MT	7200.00	50

S. No.	Name and address of the unit	Line of activities	Capital Investment	Production		No. of persons employed
21	Jamal Bran Oil Pvt. Ltd. Ukkadai, Ariyamangalam, Tiruchy – 10.	Rice bran oil	75.00	1440 MT	576.00	50
22	K. Kuppuraj 166-B/10, E Cross Ponnagar, Tiruchy.	Rice Bran oil	75.00	1880 MT	7200.00	50
23	Easwari Solvent Extraction Orakkurai, Thathiankarpet, Musiri, Tiruchy	Rice Bran oil	75.00	60 MT	24.00	50
24	Rajan Refineries Ltd. Oorakarai, Thathiangarpet Musiri tk.	Rice Bran oil	75.00	60 MT	24.00	50

24. Tirunelveli District

S. No.	Name and address of the unit	Line of Activity	Investment in p/m (Rs.in lakhs)	Employment
1.	Sun Paper Mills Ltd., PP No.2, Cheranmahadevi. Tirunelveli Dist.	Newsprint	3918.74	869
2.	Ganapathi Mills Ltd., 220/245, Madurai Raod, Sankar Nagar. Tirunelveli Dist.	Cotton Yarn	234.07	470
3.	Sankar Spinning Mills Ltd., Madurai Road, Sankar Nagar. Tirunelveli Dist.	Cotton Yarn	48.39	151
4.	Thirumalai Mills Ltd., Palayapettai, Gandhi Nagr Tirunelveli – 627 008.	Cotton yarn	N.A.	N.A.
5.	Seyad Cotton Mills Ltd., NH 7, Trivandram Main Road, Moondradaippu 627152.	Cotton Yarn	244.76	214
6.	Industrial Chemicals & Monomers Ltd., Sankar Nagar. Tirunelveli Dist.	Unit Closed		

S. No.	Name and address of the unit	Line of Activity	Investment in p/m (Rs.in lakhs)	Employment
7.	K.L.R.M. Textiles, Gangaikondan, Tirunelveli Dist.	Cotton Yarn	N.A.	N.A.
8.	Madura Coats Ltd., Papanasam (Post), Ambasamudram Tirunelveli Dist.	Cotton Yarn Cotton Fabrics	125.97	1069
9.	Dharani Sugars & Chemicals Ltd., Dharani Nagar, Vasudevanallur Post, Tirunelveli Dist.	Sugar Ethyl Alcohol	N.A	523
10.	Balarama Varama Textiles Mills, Shencottai Post, Tirunelveli Dist.	Cotton Yarn	601.48	537
11.	Gomathi Mills, Veeravanallur, Ambasamudram Tirunelveli Dist.	Cotton Yarn	117.19	895
12.	India Cement Ltd., Sankar Nagar, Tirunelveli Dist.	Cement	17097.60	1036
13.	Sundram Textiles Ltd., Nanguneri Post Tirunelveli Dist.	Cotton Yarn	N.A.	N.A.
14.	South India Co-op. Spinning Mills, Cheranmahadevi Road, Pettai, Tirunelveli – 627 010.	Cotton Yarn	434.14	1055
15.	Geethanjali Mills Ltd., Vandikootai Village, Gomathiyapuram Post, Sankarankovil, Tirunelveli Dist.	Cotton Yarn	N.A.	203
16.	Siva kumar Spinning Mills Ltd., Madurai Road, Sankar Nagar, Tirunelveli Dist.	Cotton Yarn	131.38	135
17.	Nellai Cotton Mills Ltd., Madurai Road, Sankar Nagar, Tirunelveli Dist.	Cotton Yarn (Stopped Function from Nov. 1998)	348.42	248
18.	K.L.R.T. Flour Mills Ltd., Gangaikondan, Tirunelveli Dist.	Maida, Rava, Atta	N.A.	N.A.

S. No.	Name and address of the unit	Line of Activity	Investment in p/m (Rs.in lakhs)	Employment
19.	Ragavendhara Spinners, Suthamalli Tirunelveli Dist.	Cotton Yarn	N.A.	N.A.
20.	Karbagam Spinners, Thiruppanikarisalkulam, Tirunelveli – 627 010.	Cotton Yarn	91.00	151
21.	Aravind Spinners, Abisekapatti (Via) Tirunelveli Dist.	Cotton Yarn	47.85	157
22.	Arumuga Textiles, Puliangudi Tirunelveli Dist.	Cotton Grey Cloth	126.33	150
23.	Subburaj Spinning Mills, Sankar Nagar, Tirunelveli Dist.	Cotton Yarn	188.26	255
24.	Mohmed Ismails Mills, Mannarkoil Village, Ambasamudram Tirunelveli Dist.	Cotton Yarn	N.A.	N.A.
25.	Jaya Bharath Spinning Mills, Malayankulam, Kalagumalai Road, Sankarankovil, Tirunelveli Dist.	Cotton Yarn	27.44	540

25. Tiruvallur District

S. No.	Name and address of the unit	Line of activities	S. No	Name and address of the unit	Line of activities
1	Rallis India Ltd, Ambattur, Chennai	Pesticides formulation & packings	44	India Pistons Repco Ltd, Kakkalur	Ply wheel ring, gears
2	Dunlop India Ltd, Ambattur, Chennai	Automobile Tyres & Tubes	45	Thiruthani Co-op, Sugar Mills Ltd, Thiruvalangadu	Sugar
3	Stewats & Lloyes India Ltd, Ambattur, Chennai	Fabricated Pipe Works & Tubler Structural & values	46	MP Distileries, Mevailarkuppam PO	Denatured spirit
4	Madras Radiators & Pressings, Ambattur, Chennai	Automobile Ancillary	47	Indian Steel Rolling Mills Ltd, Thirunravur	M.S. rounds
5	Rabe Brake Lining Ltd, Ambattur, Chennai	Brake Linings & Clutches	48	Easun Machine Tool Works Easun Engg. Co. Ltd, Thirunravur	Machine tools

S. No.	Name and address of the unit	Line of activities	S. No	Name and address of the unit	Line of activities
6	Ultramarine & Pigments Ltd, Vanagaram Rd, Chennai	Ultramarine Blue	49	Sakthi Beverages Ltd, Mevolukuppam	Soft drinks
7	Rackweld Electrods India Ltd, Ambattur, Chennai	Arc Welfing Electrodes	50	Empee Distilleries Ltd, Mavoorkuppam	Indian made foreign liquors
8	The Omega Cables Ltd, Ambattur, Chennai	Cables & ACSR Conductors	51	Tube Products of India, MTH Rd, Avadi	ERW Steel Tubes
9	Kunal Engineering Co. Ltd, Ambattur, Chennai	Inserts for textile spindles arons for textile ring rames, textiles spindles	52	T.I. Metal Sections, MTH Road, Nemilicherry, Thiruninravur	Cold rolled form section
10	Madras Wire Products, Ambattur, Chennai	ACSR conductors & aluminium wires	53	Southern Cabel Corpn, Ltd, Avadi, Chennai	Rubber insulated cables LT & HT Cables,
11	SCR Industries, Ambattur, Chennai	Bright bars	54	Amaravathi cranes & Structural Ltd, Avadi	Heavy Structural EOY Cranes
12	Beacon Rotor Controls Ltd, Ambattur, Chennai	Rotor valve actuators	55	Shaw Wallace Co. Ltd, Kaduvetti, Avadi	Superphosphate mixes fertilizer animal glue
13	Modi electric Mgf. C. Ltd, Ambattur, Chennai	ACSR conductors	56	Avadi Tank Factory, Avadi	Defence production vijayantha tanks
14	M.S. Krishna Rao Body Works, Ambattur, Chennai	Automobile body buildings	57	Southern Structural Ltd, Pattabiram, Chennai	Steel structurals, wheels excavator
15	Marshal Sons & Co, Ltd, Ambattur, Chennai	Hydraulic mobile cranes	58	Micro Tools Ltd, Pattabiram, Chennai	Double ended spanners, hammers & screw drivers
16	Best & Crompton Engg. Ltd, Ambattur, Chennai	Power driven pumps	59	J.M. Bottlings P Ltd, Puliampad village, Velappanchavaid	Aerated water & fruit juice
17	Southern Switchgear Ltd, Ambattur, Chennai	Switch gears	60	Beard Shell Ltd, Velappanchavaid, Chennai	Packing paper rolls
18	S & S Power Switch Gear Ltd, Porur Chennai	Switch gears & vacuum circuit breakers	61	Balaji Distilleries Ltd, Poonamallee, Chennai	Indian made foreign liquor
19	Rainbow Ink & Varnish Mfg. Co., Ltd., Porur, Chennai	Printing ink	62	Raslee Granites P Ltd, Poonamallee, Chennai	Granite stones
20	RIMCO KCP Ltd, Ambattur, Chennai	Engineering items	63	Heavy Vehicles Factory, Avadi	Defence items
21	Godren Agrovet, Ambattur, Chennai	Animal feeds	64	Elicon Engg. Co. Ltd, Chennai	Fabricated items
22	Richardsons Curudos Ltd, Ambattur, Chennai	Water pumps	65	Indian Steel Rolling Mills Chennai	MS Rounds

S. No.	Name and address of the unit	Line of activities	S. No	Name and address of the unit	Line of activities
23	Beacon Line Ltd, Ayanambakkam, Chennai	Lights	66	Track India & Co P Ltd, Ayyappanthangal	Tract parts for crawler tractor & equipments
24	Modi Steel Wire Mfg. Co., Ltd., Ambattur, Chennai	Steel wire	67	Cocoa Products & Beverages, Manapakkam, Chennai – 89	Cocoa, tea, powder & chocolate
25	Steel Age Industries, Ambattur, Chennai	Fire extinguishers	68	Indian Shoes, Ramapuram, Chennai -89	Leather shoe uppers & full shoes
26	STP Ltd, Ambattur, Chennai	Water proffing feat, tar paints	69	Southern Borax Ltd, Ponneri	Sulphate of pottassium Ammonium chloride
27	Ennore Foundries, Ennore	Perrous castings	70	Kanichayi Rubber Co P Ltd, Gummidipoondi	Compounded Rubber
28	EID Parry Ltd, Ennore	Ammonium phosphate	71	Vigna Oil Mills P Ltd, Gummidipoondi	Sunflower Oil
29	Mothari Madras Ltd, Ennore	Caustic soda	72	Sabu Cylinders & Uyyog P Ltd, Gummidipoondi	LPG Cyclinders
30	Ennore Thermal Power Station, Ennore	Electricity	73	Sripet Industries P ltd, Gummidipoondi	Plastic containers
31	Ashok Leyland Ltd, Ennore	Leyland Engines & Commercial vehicles	74	Infotech Ltd, Gummidipoondi	Computers
32	The Alkalin Chemical Corpn of India Ltd, Ennore	Drugs	75	Tamilnadu Graduate Fisherman & Fishnet Co, Ltd, Gummidipoondi	Plain Ice
33	South India Carbonic Gas Ltd, Ennore	Carbon Dioxide	76	Kumaragiri Steels P Ltd, Gummidipoondi	Iron & Steel Castings
34	Tamilnadu Chemicals Products Ltd, Ennore	Sodium Hydro sulphate	77	Excel Offset Pvt. Ltd, Gummidipoondi	Computer stationery
35	Indian Organic Chemicals Ltd, Manali	Polyester Staple Fiber	78	Digital Data Forms P Ltd, Gummidipoondi	Computer stationery

S. No.	Name and address of the unit	Line of activities	S. No.	Name and address of the unit	Line of activities
36	The Sree Ram Fibre Ltd, Manali	Nylon Tyre Cord	79	Austral plastics P Ltd, SIPCOT, Gummidipoondi	Railway Glass Shutters
37	Madras Refineries Ltd, Manali	Paraffine Wax, Motor Spirit, etc	80	Southern Bricks Works, Orakadu, Chennai – 67	Bricks
38	Indian Oxygen Ltd, Ennore	Oxygen & Acetylene Gas	81	Gloomy Pack P Ltd, Chennai -67	Plastic items
39	Kothari Madras Ltd, Ennore	Superphosphate	82	Hindustan Motors Ltd, Melnallathur Block	Earth moving vehicles
40	TIDCO Ltd, Manali	Isopropyl Alcohol & Liner Alky Benzene	83	Vijaya Grates Containers P Ltd, R.K.Pet	Plastic Moulding
41	Indag Products Ltd, Ennore	Pesticides formulations	84	K.V.P.Boomi bottling Gas P Ltd, Venganai	Refilling of Gas
42	Tamilnadu Minerals Ltd, Manali	Granite tiles	85	India Precision Bearings Mfrs. Ltd, Gummidipoondi	Drafting systems top rollers
43	Kalpna Lamps & Components P Ltd, Madhavaram, Chennai	Electrical Lamps	86	Rajalakshmi Chemicals, SIPCOT, Gummidipoondi	Chemical items

26. Tiruvarur District

Sl. No.	Name & Address of the unit	Line of Activities	Capital Investment	Production		No. of Persons employed
				Quantity	Value (Rs. in lakhs)	
1	2	3	4	5	6	7
1	TNCSC Modern Rice Mill, Sundarakottai, Mannargudi	Paddy Processing	218000			66
2	TNCSC Modern Rice Mill, Tiruvarur	Paddy Processing	406000			67
3	TNCSC Modern Rice Mill, Mannargudi	Paddy Processing	1200000			67
4	Thiru Arooran Sugar Ltd., Vadapathimangalam, Needamangalam TK	White Crystal Sugar	93270000			475
5	Kunniyur paper & Board Mill Ltd., Melavasal, Mannargudi TK	Mini Board	15000000			81
6	Pamini Fertilizers, Pamini Village, Mannargudi,	Standard mixture Fertilizers: 17:17:17	5273000			132

27. Vellore District

S. No.	Name and address of the unit	Line of activities	Capacity	No. of persons employed
1	Kartic Steels Ltd, SIPCOT, Ranipet.	Steel & Alloy Steel Castings	300 MT	77
2	Anusha International Ltd, Wallajah TK	Finished Leather	670401	38
3	Kalpna Lamps & Components Ltd, SIPCOT, Ranipet	Glass Tubing Shells	1700 MT	204
4	Sri Munipachaiyappan Textiles Ltd, Sholinghur.	Cotton Yarn	11.50 lacs Kgs	425
5	Malladi Drugs & Pharmaceuticals, SIPCOT, Ranipet.	Ephedrine Hydrochloride	82.0	139
6	Cafoma autoparts Ltd, 13A, SIPCOT, Ranipet	Crank shaft	70	125
7	Secals Limited, 32, SIPCOT, Ranipet	Steel & Alloy Steel Castings	1600 MT	334
8	The Pernambut Small Tanners Leather Finishing Service Indl Co-op. Society, Pernambut.	Service type of society (finishing of semi-finished leathers)	654202	
9	Bharat Heavy Electrical Ltd, Ranipet.	Boiler Auxiliaries	57000 MT	2497
10	Farida Shoes Ltd, 13, Jalal Rd, Ambur	Shoe Uppers & Full shoes	681381 Pcs	929
11	Floram Choes (I) Ltd, Pallikonda, Vellore Dist.	Leather Footwear	1203 pcs	470
12	Eastern Chrome Tanning Corporation, Ambur.	Finished Leather	1387 pcs	400
13	Floring Shoes Ltd, Solor VII, Ambur	Leather Footwear	1229 pcs	950
14	Unico Shoe Accessories (P) Ltd, Pallikonda	Hand Sewing uppers	412 pcs	209
15	Unico Leather Products, Kilachur Village, Pallikonda	Leather Shoe uppers	651 prs	352
16	N.M. Zackriah & tannery, Sf.No.67, Thuthipet.	Finished Leather	600000 pcs	250
17	Talco Tannery, Vinnamangalam.	Tanned Finished	650000 sq.ft	86
18	Turbo Shergy Ltd, Pullivalam VIII & Post	Precision Automobile components	1500000 Nos	172
19	ABT Showatech (I) Ltd, Pullivalam VIII & Post	Turbo Chargers & Automobile precision components	1010000 Nos	179
20	Sree Rajeswari Mills Ltd, 41, Rly Stn Rd, Gudiyatham	Cotton Yarn P/c & P/v Blended Spun yarn	1650 kgs	417

S. No.	Name and address of the unit	Line of activities	Capacity	No. of persons employed
21	Thirumalai Chemicals Ltd, 25B, SIPCOT, Ranipet.	Arhydride, Malic Arhydride, Malic acid	67.00 T	425
22	Kanakadhara Spinning Mills P Ltd, 42, Rly Stn Rd, Gudiyatham.	Cotton Yarn P/c & P/v Blended Spun yarn	630 Kgs	90
23	Carborundum Universal Ltd, 102, SIPCOT, Ranipet.	Super Re-Fractories	750 T	81
24	C. Thufail Ahmed & Co, Kornambut.	Shee uppers, Cut soles Finished Leather	108000 Prs 12 lacs sq.ft	150
25	MRF Limited, Ichiputtur, Arkonam TK	Automobiles Tyres & Tubes	Tyres-40 lacs Tubes-25lacs	1157
26	Ramco Industries Ltd, Winterpet, Arokonam	Asbestos Cement Sheets & Accessories	90000 MT	165
27	Vellore Roller flour Mills P Ltd, Viruthampet.	Maida Sooji Atta Bran	30 MT	60
28	Flora Frootwear (P) Ltd, Pallikonda	Sole Leather Cutting	2107 prs	54
29	Muragappa Morgan Thermal Ceramics Ltd, SIPCOT, Ranipet	Ceramic Fibre products	3.83 T	88
30	MRF Ltd, Ichiputtur, Arakonam TK	Conveyer Belts	58 KMT	25
31	Brakes India Ltd, Sholinghur, Vellore Dist.	Unmachines Iron Castings & Forge Articles	195250 T	402

28. Villuppuram District

Sl. No.	Name & Address of the unit	Line of Activities	Capacity		No. of Persons employed
			Quantity	Value (Rs. in lakhs)	
1	2	3	5	6	7
1	Sri Nagammal Cotton Mills Ltd, Alagappa Nagar, Vikravandi	Cotton Yarn Pelyster/viscose, Blended yarn	657732 Kgs	665.00	310
2	The Madres Vanaspathi Ltd., 181, Power House Road, Villupuram	Vanaspathi and Refined Rice Bran Oil	2500 MT	875.00	73
3	Southern Agifurance Industries Ltd. Mundiymbakkam	Rectified sprit Furfural	1200 KL 999 MT	180.00 584.42	29 36
4	Himalayan Granites Ltd, Panchalam Melpettai Post, Tindivanam	Cut and Polished granite Monuments, memorial.	10000 sqmt/pa	1050.00 (3 shifts)	225
5	Aurofood Ltd., Tiruchitrambalam, Vanur Taluk	Atta, Maida, Soeeji, Bran, Vermicelli, Needles, Macroni, spaghatti, Refined edible oil	120000 MT 12600 MT 1800 MT		155 91 28
6	M A C Agro Industries Ltd, Mudiyampakkam	White Sugar	3500 MT		
7	M/s Brite Granite Ltd., GST Rd, tindivanam	Particulars not available.			
8	The Kallakunichi Co-op Sugar Mills, Ltd., Sankarapuram Taluk				
9	Raghavendra Solvent Extract P Ltd, Chinnasalem.				
10	The Arcot Textiles Mills, Kallakurichi				
11	Sengalvarayan Co-op Sugar Mills Ltd., L Ulundurpet Taluk				
12	Auro Engineering Ltd., Vanur Taluk				
13	South Arcot Co-op Spinning Mills Ltd, Tindivanam				
14	Ponds (India) Ltd., Panchalam Village, Tindivanam Taluk.				
15	Kallakurichi Co-op. Sugar Mills, Kallakurichi.				
16	Sundaram Fattners, Kandamangalam.				

29. Virudhunagar District

Sl. No.	Name & Address of the unit	Line of Activities	Capacity		No. of Persons employed
			Quantity	Value (Rs. in lakhs)	
1	2	3	5	6	7
1	Swagat Traders, 43/3 Valayutham Raod, Sivakasi	Particulars not available.			
2	Sri Jayajothi and Co. (p) Ltd., 18 PSK Rd, Rajapalayam				
3	Prithive Printers, 29 Viswanatham Rd, Sivakasi				
4	The National Lithe Press, 105 Rly feeder Rd, Sivakasi				
5	Premier Litho works, 25-B, Viswanatham Rd, Sivakasi				
6	Tamilnadu Asbestos, Tamilnadu Cements Post, Alankulam				
7	Rajapalayam Mills Ltd, Samusigapuram Rd, Rajapalayam.	Particulars not available.			
8	Sree Karpagambal Mills Ltd, Cholapuram South				
9	Lovely Offset Printers 43-B, D & E Valayutham Rd, Sivakasi				
10	Tamilnadu Cements Corporation Ltd, Alangulam				
11	Swamiji Mills Ltd., 76, PKS Street, Sivakasi.				
12	Sivakasi Electro Chiminals Ltd., 116-A, Mundaga Nadar Street, Sivakasi				
13	Srinivas Industries, 35-G & H Valayutham Rd, Sivakasi				
14	Srinivas Fine Arts, 35-A Valayutham Rd, Sivakasi				
15	Shri Ramalinga Mills (P) Ltd., 212 Ramasamy Nagar, Aruppukottai.				
16	Sri Govindaraja Mills (P) Ltd., 212 Ramasamy Nagar, Aruppukottai.				
17	Shri Ramalinga Mills (P) Ltd., Malakandamangalam, Aruppukottai Taluk.	Particulars not available.			
18	Sri Jaya Vilas (P) Ltd., Cotton Spinning Mills, Kalakandamangalam.				
19	The Ramaraju Surgical Cotton Mills Ltd., Somugigapuram Rd, Rajapalayam.				

Sl. No.	Name & Address of the unit	Line of Activities	Capacity	No. of Persons employed
20	The Sudarsaram Spinning Mills, Somugigapuram Rd, Rajapalayam.	Particulars not available.		
21	The Nadar Press Ltd., Police Station Road, Sivakasi.			
22	The Origent Lithe Press, 8-4-153 Mundaga Nadar Street, Sivakasi.			
23	Palaniappa Print-N-Pack, Arumuga nadar Street, Sivakasi			
24	Chandra Lithe Press, 79 Sattur Road, Sivakasi.			
25	Jothi Art Calendar,38-C, Valayutham Rd, Sivakasi.			
26	Vivekandandha Trading Corporation, 4-A, Ammankoil Middle Street, sivakasi.			
27	Jayam Offset Printers, 240-A, Virudhunagar Rd, Thiruthangal.	Particulars not available.		
28	The Jeyagraham Offset Printers, 72, Javulikadai Street, Sivakasi			
29	Yannakay Printers (P) Ltd., 5-2-15E Sattur Rd, Sivakasi			
30	The Everest Litho Press, Thiruthangal Road, Sivakasi.			
31	Sri Sankareswari Process, 57 Kuthianandam Street, Sivakasi.			
32	Sri Sankareswari Fine Arts, No.5, AVT Pudur Street, Sivakasi.			
33	Centruy Offset Works, 6, Pollapatti Rd, Sivakasi.			
34	Bharat Offset Printers, 15, Heera Hussain St., Sivakasi			
35	Raman Process, Aurmuga Nadar Rd, Sivakasi.			
36	The Ramamurthy Metal Decorating Industry Ltd., Industrial Estate, Sivakasi.			
37	The Pinoneer Match Works, 21-D, Thiruthangal Rd, Sivakasi			
38	SPGC Metal Industries (P) Ltd., 30, Goods Shed Rd, Virudhunagar.			
39	Royal Fine Works Industries, 35 Adhi Nadar St., Sivakasi			
40	The Jamakiram Mills Ltd, PB NO.4, Rajapalayam.			
41	Madras Cements Ltd., Thulukkappatti, Virudhunagar Tk			

Sl. No.	Name & Address of the unit	Line of Activities	Capacity	No. of Persons employed
42	The Golden Litho Press, 117, Viswanatham Rd, Sivakasi.			Particulars not available.
43	The Caronation Litho Press, 38 & 39, Thiruthangal Rd, Sivakasi			
44	Pioneer Press (P) Ltd., 21/E Thiruthangal Rd, Sivakasi			
45	Polesbar Autographers, 1-A/2 PKN Rd, Sivakasi			
46	The Orient Colour Crafts, Chithurajapuram, Sivakasi.			